

LT2-B842Mark II

LT2-B847Mark II

パーツブック

PARTS BOOK

TEILEKATALOG

LIVRE DES PIECES

LIBRO DE REFERENCIA DE PIEZAS


2本針本縫針送り自動糸切りミシン

TWIN NEEDLE NEEDLE FEED LOCK STITCHER WITH THREAD TRIMMER

ZWEINADEL-STEPSTICHMASCHINE MIT NADELTRANSPORT UND FADENABSCHNIDER

PIQUEUSE POINT NOUE-2 AIGUILLES-ENTRAINEMENT PAR AIGUILLES-COUPÉ-FILS

DOS AGUJAS DOBLE ARRASTRE CON CORTAHILOS



PW42001

brother[®]

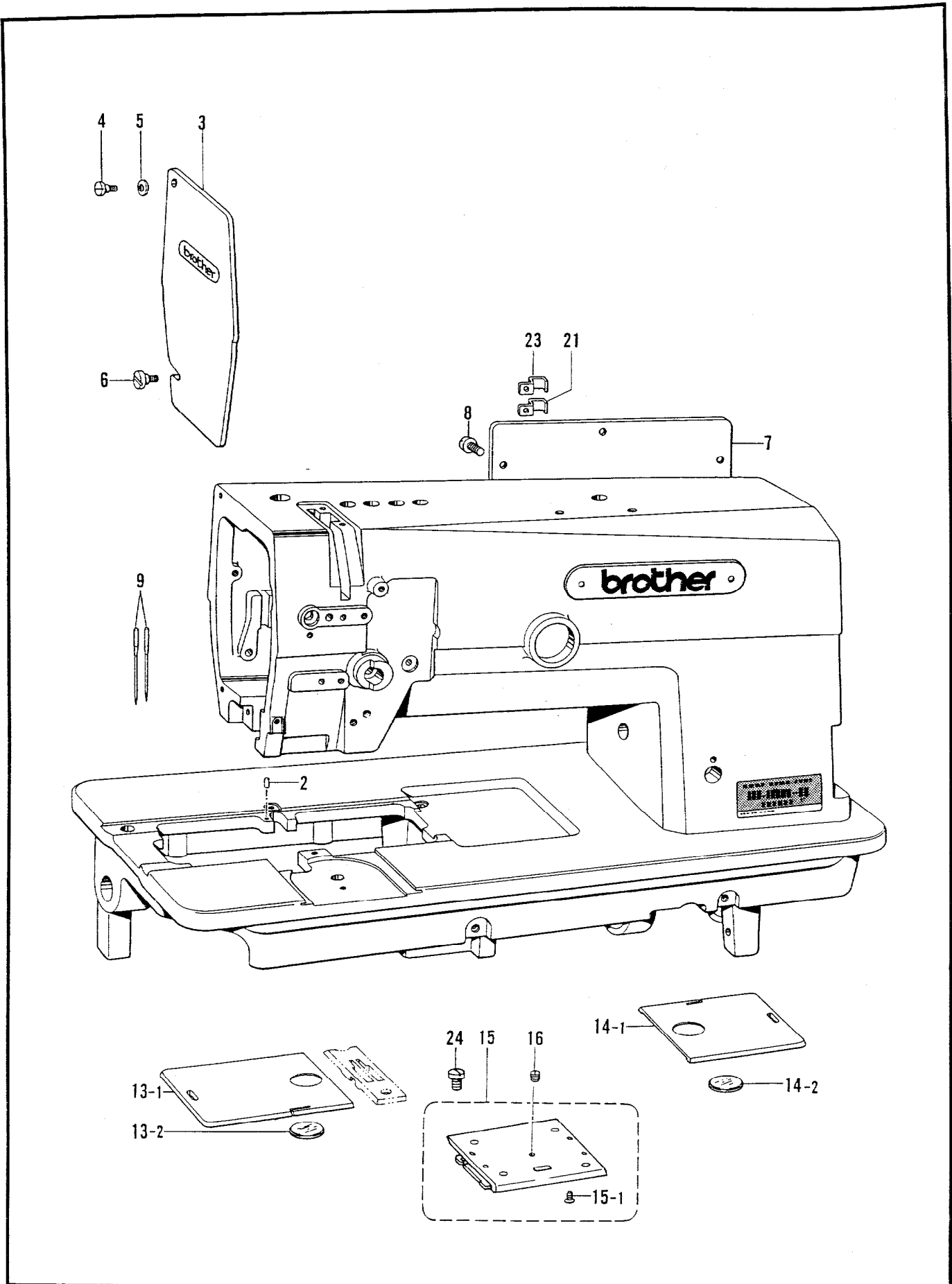
Notes sur l'utilisation de ce manuel de pièces détachées

1. Ce manuel est destiné aux machines à coudre ayant le même numéro de plaque montré sur la couverture de ce manuel (ou sur la feuille de corrections).
2. Ce manuel a été fait d'après les renseignements valables au mois de Décembre 1995.
3. Les pièces peuvent être sujettes à des modifications sans préavis.
4. Les pièces fournies en tant qu'assemblages complets sont encadrées avec un trait pointillé [] .
5. Si le symbole ※ se trouve dans la colonne "Parts No. (N° de pièce)" veuillez la vous référer à la liste des Pièces decartment page 57.

TABLE DES MATIERES

A . Corps de la machine	1	R . Mécanisme de tire-fil (Coupe-fil)	37
B . Mécanisme de balancement de la barre à aiguille	3	S . Mécanisme de marche arrière rapide . . .	39
C . Mécanisme de pied presseur	5	T . Mécanisme de interrupteur de marche arrière rapide	39
D . Mécanisme de l'entraînement	7	U . Mécanisme de la pression d'air (Coupe-fil " - 700 ")	41
E . Mécanisme de l'arbre supérieur	9	V . Mécanisme de interrupteur de genou (Coupe-fil " - 700 " , " - 900 ")	43
F1 . Mécanisme de leueur du pinceur (Coupe-fil " - 900 ")	11	W . Pièces en option	43
F2 . Mécanisme de leueur du pinceur (Coupe-fil " - 700 ")	13	X . Jeu de solénoïde du releueur du pied presseur (Coupe-fil " - 900 ")	45
G . Mécanisme de l'arbre entraînement	13	Z1 . Accessoires	47
H1 . Mécanisme du crochet rotatif	15	Z2 . Accessoires (Standard)	51
H2 . Mécanisme du crochet rotatif	17	Z3 . Accessoires (Coupe-fil)	53
H3 . Mécanisme du crochet rotatif	19	Wa . Etiquettes d'avertissement	55
J . Lubrification	21	Ga1 . Liste des Pièces decartment (B842 Standard)	57
K . Mécanisme de l'arbre inférieur	25	Ga2 . Liste des Pièces decartment (B842 Standard)	58
L1 . Mécanisme de l'enfilage	27	Ga3 . Liste des Pièces decartment (B842 Coupe-fil)	60
L2 . Mécanisme de l'enfilage	29	Ga4 . Liste des Pièces decartment (B847)	62
M . Pièces du jauge	29	Index	64
N . Mécanisme de coupe-fil (Coupe-fil)	31		
P . Mécanisme de la lâche de tension (Coupe-fil)	35		
Q . Synchronisateur	35		

A. 主体関係 / Machine body / Maschinengehäuse / Corps de la machine / Cuerpo de la máquina

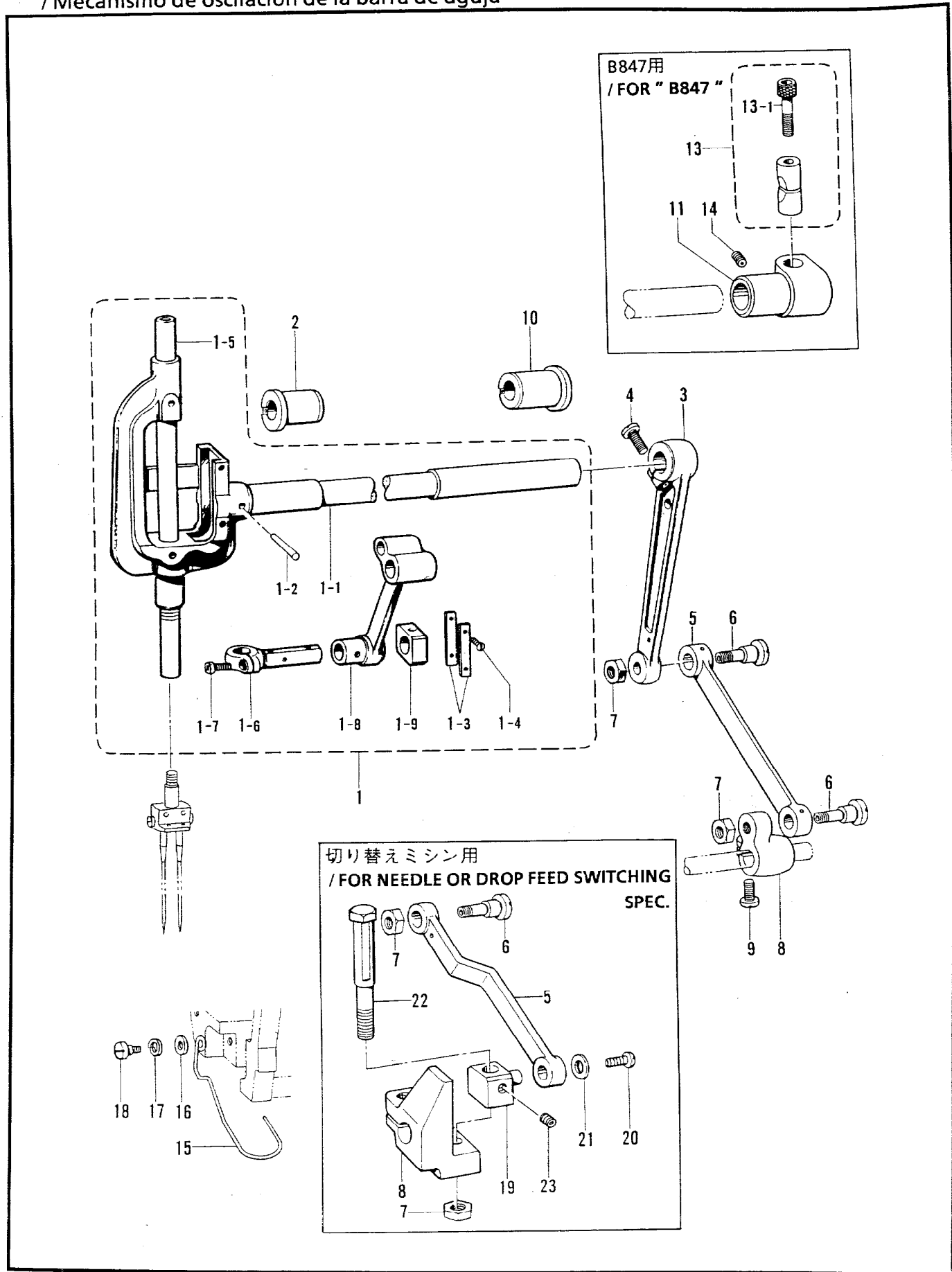


From the library of: Diamond Needle Corp

A. 主体関係 / Machine body / Maschinengehäuse / Corps de la machine / Cuerpo de la máquina

REF.NO.	CODE	Q'TY	ヒンメイ	NAME OF PARTS	RM
2	113386000	1	ハリイタイチキメピン	POSITIONING PIN	
3	S07316009	1	メンイタ	FACE PLATE	
4	S07317001	1	ダンネジ3.57	SHOULDER SCREW, SM3.57	
5	146598001	1	バネザガネ	WASHER, SPRING	
6	129984002	1	ツマミネジ3.57	SCREW, SM3.57	
7	S02499009	1	ガワイタ	REAR COVER	
8	062681012	7	ナベコ437-40X10	SCREW, PAN SM4.37-40X10	
9	107415011	2	< ファンデーション, B847用 > ミシンハリDPX5	< FOR FOUNDATION SPEC. & "B847" > NEEDLE DPX5 (#11)	
9	107415014	2	< -3用 > ミシンハリDPX5	< FOR "-3" > NEEDLE DPX5 (#14)	
9	107415022	2	< -5用 > ミシンハリDPX5	< FOR "-5" > NEEDLE DPX5 (#22)	
13	S34306001	1	< 針幅25.4mm 適用 > スベリイタLクミ	< FOR NEEDLE GAUGE MAX. 1" > SLIDE PLATE ASSY (L)	
13-1	S34307001	1	スベリイタL	SLIDE PLATE (L)	
13-2	S07320000	1	スベリイタマド	BOBBIN WINDOW	
13	S34308001	1	< 針幅 31.8 ~ 38.1 mm 適用 > スベリイタLクミ	< FOR NEEDLE GAUGE 1-1/4" ~ 1-1/2" > SLIDE PLATE ASSY (L), W	
13-1	S34309001	1	スベリイタL	SLIDE PLATE (L), W	
13	S34310001	1	< 針幅 50.8 ~ 77.0 mm 適用 > スベリイタRクミ	< FOR NEEDLE GAUGE 2" ~ 3-1/32" > SLIDE PLATE ASSY (R), 2 OVER	
13-1	S34311001	1	スベリイタR	SLIDE PLATE (R), 2 OVER	
14	S34310001	1	スベリイタRクミ	SLIDE PLATE ASSY (R)	
14-1	S34311001	1	スベリイタR	SLIDE PLATE (R)	
14-2	S07320000	1	スベリイタマド	BOBBIN WINDOW	
15	S36663001	1	スベリイタFクミ	SLIDE PLATE ASSY (F)	
15-1	S34438001	4	サラネジ3.18X4	SCREW, FLAT SM3.18X4	
16	116010001	1	トメネジ5.16	SET SCREW, SM5.16	
25	159928009	1	メクラセン	OIL CAP	
21	S07327001	2	< 糸切り、タッチバツク用 > コードオサEL	< FOR TR. & QUICK REVERSE > CORD HOLDER (L)	
23	S07327001	1	コードオサEL	CORD HOLDER (L)	
9	107415019	2	" オプションパーツ " ミシンハリDPX5	" OPTION PARTS " NEEDLE DPX5 (#19)	
9	S37061009	2	< 新素材用 > ミシンハリDPX5NS	< FOR "Shin-gosen" > NEEDLE DPX5NS (#9)	
24	113760001	4	< ラッパ用 > シメネジ5.16	< FOR LAPPER > SCREW, SM5.16	
900-1	S38350001	1	< 警告ラベル > ソウサチユウイラベル.ワ	< WARNING LABEL > LABEL, OPERATION JAP.	
900-2	S38349001	1	ソウサチユウイラベル.エイ	LABEL, OPERATION ENG.	
901	S36924001	1	ワーニングマーク	MARK, INJURY	
903	S37058001	1	ヤジルシマーク	LABEL, ARROW	
904	S37059001	1	PEマーク	LABEL, PE	
905	S37060001	1	アースマーク	LABEL, GROUNDING	
906	S38351001	1	コウオンラベル	LABEL, HIGH TEMP.	
907-1	S38352001	1	デンゲキラベル.4カコク	LABEL, ELEC. SHOCK 4 LANG.	
907-2	S38353001	1	デンゲキラベル.ワ	LABEL, ELEC. SHOCK JAP.	

B. 針棒揺動関係 / Needle bar rocking mechanism / Nadelstangenbetätigung
 / Mécanisme de balancement de la barre à aiguille
 / Mecanismo de oscilación de la barra de aguja

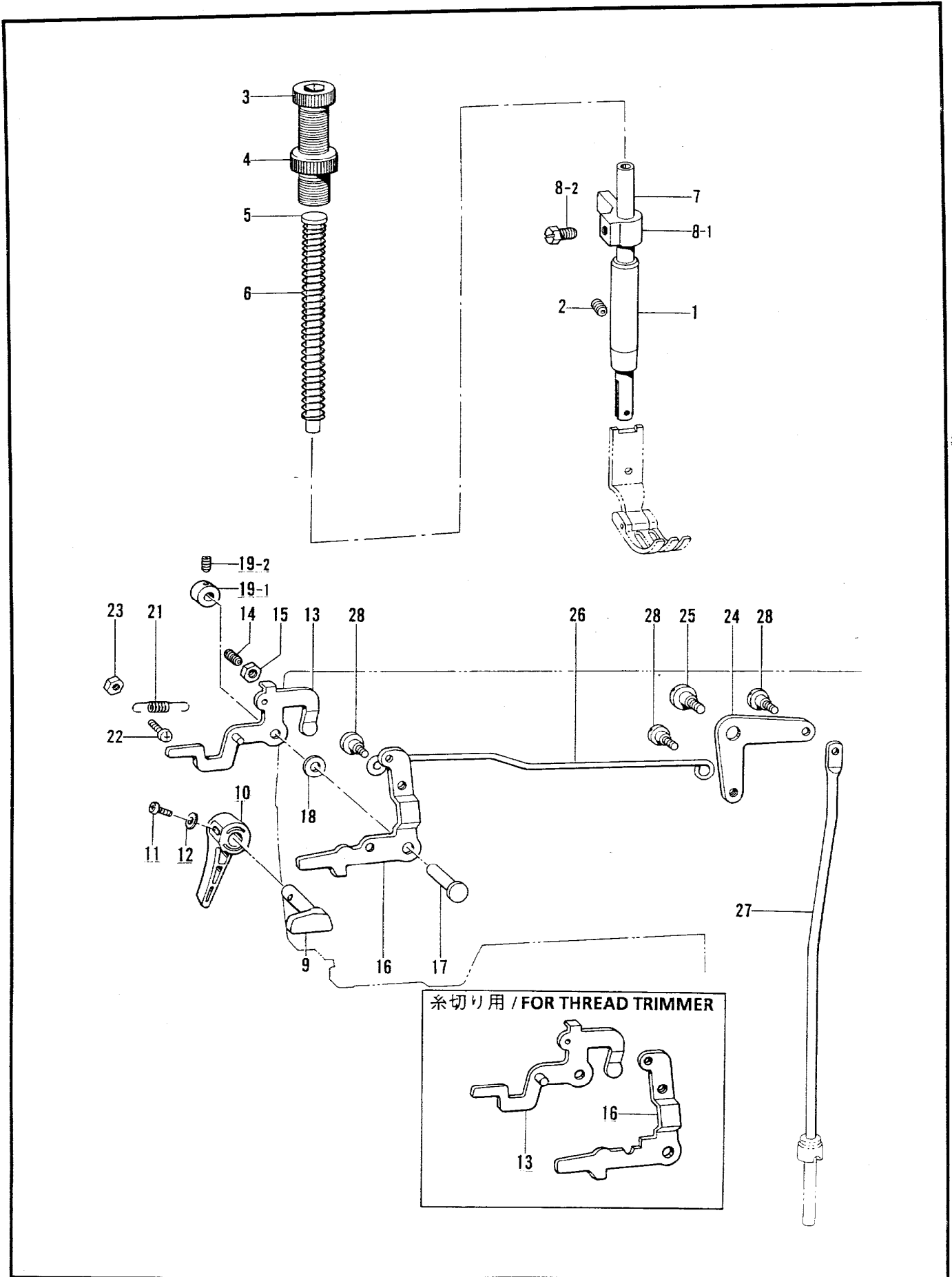


From the library of: Diamond Needle Corp

B. 針棒揺動関係 / Needle bar rocking mechanism / Nadelstangenbetätigung
 / Mécanisme de balancement de la barre à aiguille
 / Mecanismo de oscilación de la barra de aguja

REF.NO.	CODE	Q'TY	ヒンメイ	NAME OF PARTS	RM
1	159359301	1	< B842用 > ハリボウヨウドウジクミ	< FOR " B842 " > NEEDLE BAR ROCK SHAFT ASSY	
1	S07342101	1	< B847用 > ハリボウヨウドウジクミ	< FOR " B847 " > NEEDLE BAR ROCK SHAFT ASSY	
1-1	112588101	1	ハリボウヨウドウジク	NEEDLE BAR ROCK SHAFT	
1-2	S30570001	1	テーパピン4X25	PIN, TAPER 4X25	
1-3	112590001	2	ハリボウアンナイイタ	GUIDE PLATE	
1-4	102731004	4	サラネジ2.38	SCREW, FLAT SM2.38	
1-5	159360201	1	< B842用 > ハリボウ	< FOR " B842 " > NEEDLE BAR	
1-5	S07343101	1	< B847用 > ハリボウ	< FOR " B847 " > NEEDLE BAR	
1-6-1	112592001	1	ハリボウダキ	NEEDLE BAR CLAMP	
1-6-2	062670812	1	ナベコ3.57-40X8	SCREW, PAN SM3.57-40X8	
1-7	112593001	1	ハリボウクランクロツド	NEEDLE BAR CRANK ROD	
1-8	112721001	1	ハリボウレンカンカクコマ	SLIDE BLOCK	
2	112594001	1	ヨウドウジクメタルL	NEEDLE BAR ROCK SHAFT BUSH (L)	
3	112595000	1	ハリボウヨウドウレンカン	NEEDLE BAR ROCK CONNECTING ROD	
4	105351002	1	シメネジ6.35	SCREW, SM6.35	
5	112596101	1	ハリボウヨウドウリンク	NEEDLE BAR ROCK LINK	
6	112597101	2	ヨウドウリンクジク	NEEDLE BAR ROCK LINK SHAFT	
7	101268002	2	ナツト7.94	NUT, SM7.94	
8	112598001	1	ハリボウヨウドウクランク	NEEDLE BAR CONNECTING CRANK	
9	S01304001	1	シメネジ6.35X18	SCREW, SM6.35X18	
10	112764001	1	ヨウドウジクメタルR	NEEDLE BAR ROCK SHAFT BUSH (R)	
15	S07344101	1	フィンガーガード	FINGER GUARD	
16	146354001	1	ザガネ	WASHER, PLAIN 5	
17	028680242	1	バネザガネ2-4.37	WASHER, SPRING 2-4.37	
18	117850001	1	ダンネジ3.57	SHOULDER SCREW, SM3.57	
5	S31252001	1	<切り替えミシン用 > ハリボウヨウドウリンク	< NEEDLE OR DROP FEED SWITCHING SPEC. > NEEDLE BAR ROCK LINK	
6	112597101	1	ヨウドウリンクジク	NEEDLE BAR ROCK LINK SHAFT	
7	101268002	2	ナツト7.94	NUT, SM7.94	
8	S31251001	1	ハリボウヨウドウクランク	NEEDLE BAR CONNECTING CRANK	
19	S31254001	1	ヨウドウリンクジク	NEEDLE BAR ROCK LINK SHAFT	
20	062710712	1	ナベコ476-32X7	SCREW, PAN SM4.76-32X7	
21	155157001	1	ザガネ	WASHER	
22	S31253001	1	コロスライドジク	ROLLER SLIDE SHAFT	
23	014760622	1	アナトメネジ5.95	SET SCREW, SOCKET SM5.95	
11	153012101	1	< B847用 > ヨウドウジクストッパ	< FOR " B847 " > STOPPER	
13	S09132001	1	ピンチスリーブクミ	PINCH SLEEVE ASSY	
13-1	018063022	1	アナボルト6X30	BOLT, SOCKET M6X30	
14	014781032	1	アナクボミ635-28X10	ET SCREW, SOCKET (CP) SM6.35	
1	S29100001	1	" オプションパーツ " <簡易角縫い用 >	" OPTION PARTS " < FOR " USING SPECIAL CLAMP " > NEEDLE BAR ROCK SHAFT ASSY	

C. 押工関係 / Presser foot mechanism / Stoffdrückerfuß / Mécanisme de pied presseur / Mecanismo de la prensa tela

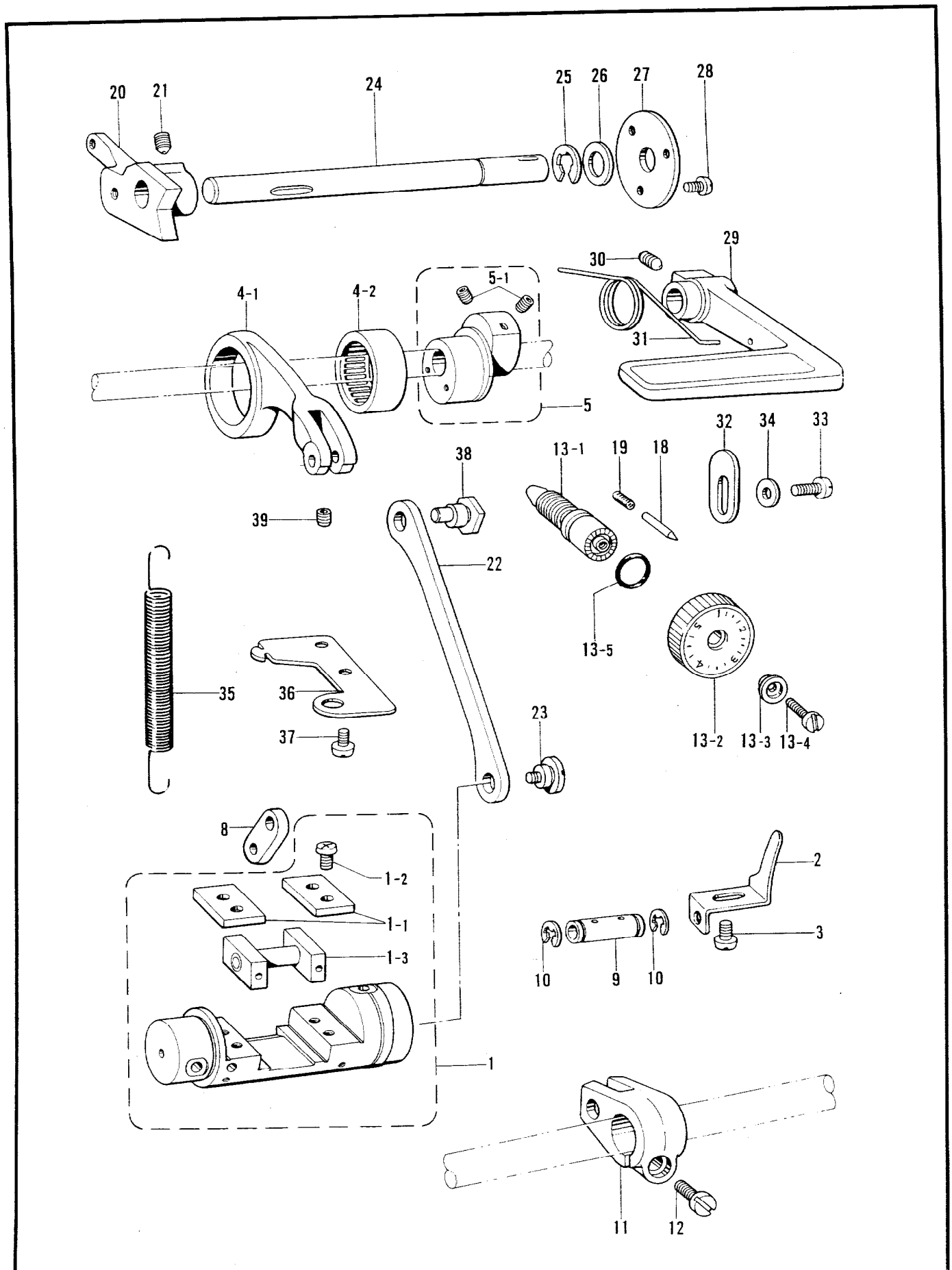


From the library of: Diamond Needle Corp

C. 押工関係 / Presser foot mechanism / Stoffdrückerfuß / Mécanisme de pied presseur / Mecanismo de la prensa tela

REF.NO.	CODE	Q'TY	ヒンメイ	NAME OF PARTS	RM
1	145472001	1	オサエボウメタル	PRESSER BAR BUSH	
2	014781032	1	アナクボミ 635-28X10	SET SCREW, SOCKET (CP) SM6.35	
3	S31012001	1	オサエチヨウセツネジ	PRESSER ADJUST SCREW	
4	S31013001	1	チヨウセツネジツマミナツト	PRESSER ADJUST NUT	
5	141208001	1	オサエバネアンナイ	SPRING GUIDE	
6	S07346101	1	<-3,-5用> オサエバネ	<FOR "-3","-5" > PRESSER SPRING, -5	
6	S16196001	1	<ファンデーション仕様> オサエバネ	<FOR FOUNDATION SPEC.> PRESSER SPRING, F	
6	S18947001	1	< B847用 > オサエバネ	<FOR "B847" > PRESSER SPRING, -3	
7	S07345001	1	オサエボウ	PRESSER BAR	
8	181919101	1	オサエボウダキネジツキ	PRES. BAR GUIDE BRACKET W/SCR.	
8-1	147513001	1	オサエボウダキ	PRESSER BAR GUIDE BRACKET	
8-2	142403001	1	ボルト 5.95	BOLT, SM5.95	
9	S07347101	1	オサエアゲクランク	PRESSER BAR LIFTER STUD	
10	S31006001	1	オサエアゲテコ	PRESSER BAR LIFTER	
11	062351216	1	ナベコ 35X12	SCREW, PAN M3.5X12	
12	102707001	1	ザガネ	WASHER	
13	S07353001	1	<スタンダード用> イトユルメイタクミ	<FOR STANDARD> TENSION RELEASE PLATE ASSY	
13	S07351001	1	<糸切り用> イトユルメイタクミ	<FOR THREAD TRIMMER> TENSION RELEASE PLATE ASSY, TR	
14	S07356001	1	トメネジ 6.35ヒラ	SET SCREW, (FT) SM6.35	
15	150556001	1	ナツト 6.35	NUT, SM6.35	
16	S07348001	1	<一般用> オサエアゲレバー	<FOR NORMAL USE> PRESSER BAR LIFTER LEVER	
13	S10780001	1	"オプションパーツ" <糸切り膝緩め用> イトユルメイタクミ	"OPTION PARTS" <FOR KNEE RELEASING WITH TR.> TENSION RELEASE PLATE ASSY, TR KNEE	
16	S10781001	1	オサエアゲレバー	PRESSER BAR LIFTER LEVER	
17	S07349001	1	オサエアゲレバージク	PRESSER BAR LIFTER LEVER SHAFT	
18	S07350001	1	ザガネ	WASHER	
19-1	139096001	1	セットカラー	SET SCREW COLLAR	
19-2	014680422	2	アナトメネジ 4.37クボミ	SET SCREW, SOCKET (CP) SM4.37	
21	S07355001	1	<スタンダード用> オサエアゲレバーバネ	<FOR STANDARD> SPRING	
21	S07355001	2	<糸切り用> オサエアゲレバーバネ	<FOR THREAD TRIMMER> SPRING	
22	062671412	1	ナベコ 357-40X14	SCREW, PAN SM3.57-40X14	
23	021670102	1	ナツト 1シユ 3.57	NUT, 1 SM3.57	
24	S07358001	1	ヒザアゲレバー	KNEE LIFTER LEVER	
25	145480101	1	ダンネジ 6.35	SHOULDER SCREW, SM6.35	
26	S07357001	1	ヒザアゲレンカン	KNEE LIFTER CONNECTING ROD	
27	S07359001	1	ヒザアゲボウ	KNEE LIFTER BAR	
28	145478101	3	ダンネジ 4.76	SHOULDER SCREW, SM4.76	

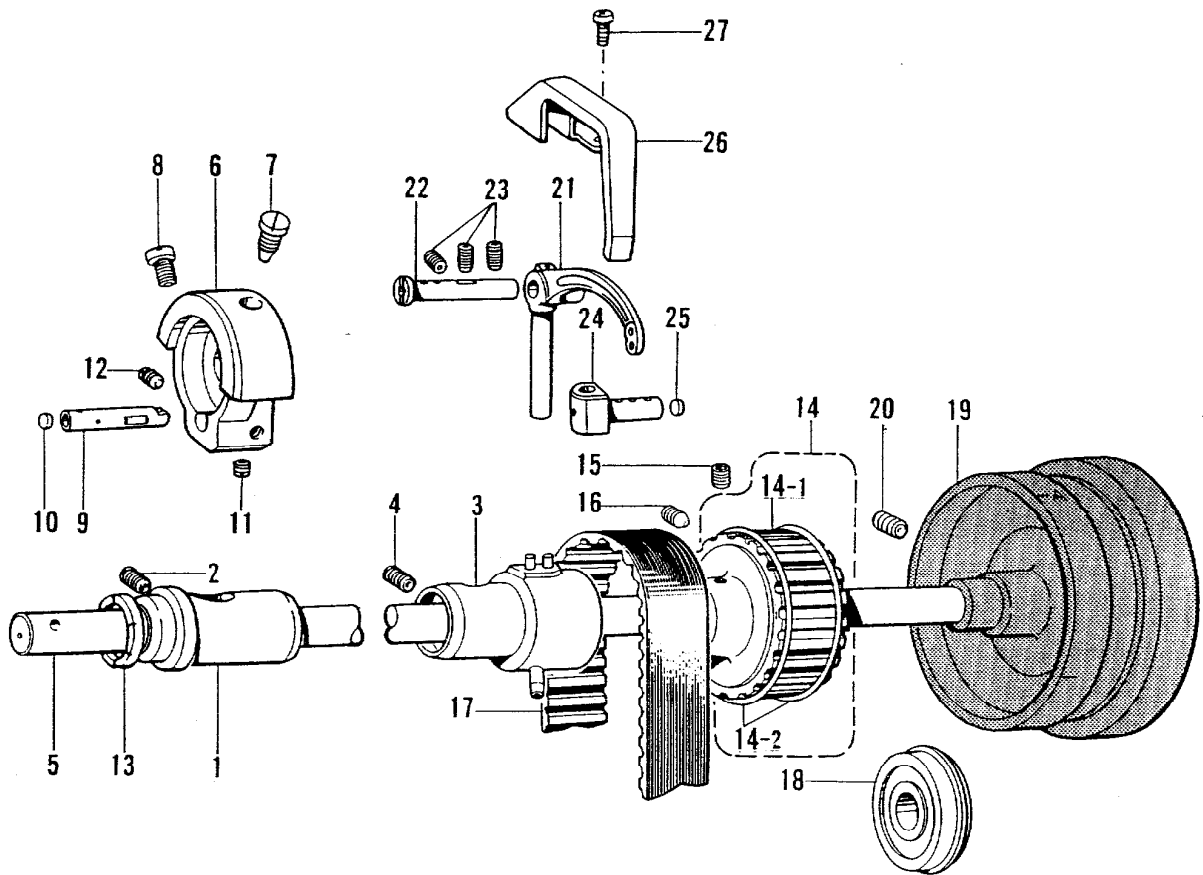
D. 送り関係 / Feed mechanism / Transportvorrichtung / Mécanisme de l'entraînement / Mecanismo de la alimentación



D. 送り関係 / Feed mechanism / Transportvorrichtung / Mécanisme de l'entraînement / Mecanismo de la alimentación

REF.NO.	CODE	Q'TY	ヒンメイ	NAME OF PARTS	RM
1	S09314001	1	<ファンデーション,-3,B847用> キリカエキクミ	<FOR FOUNDATION SPEC., "-3" & "B847"> FEED REGULATOR ASSY	
1	S07366001	1	<-5用> キリカエキ(L)クミ	<FOR "-5"> FEED REGULATOR (L) ASSY	
1-1	S07363001	2	カクコマアンナイイタ	SLIDE BLOCK GUIDE PLATE	
1-2	062681012	4	ナベコ437-40X10	SCREW, PAN SM4.37-40X10	
1-3	S07364001	1	キリカエキカクゴマクミ	FEED REGULATOR SLIDE BLOCK A. ASSY	
2	S38263001	1	キリカエキトメ	FEED REGULATOR STOPPER	
3	062710612	1	ナベコ476-32X6	SCREW, PAN SM4.76-32X6	
4	143611101	1	スイハイオクリレンカンクミ	FEED ROCK CONNECTING ROD ASSY	
4-1	143612000	1	スイハイオクリレンカン	FEED ROCK CONNECTING ROD	
4-2	118954000	1	ニードルベアリング	NEEDLE BEARING	
5	148802301	1	スイハイヘンシンリンネジツキ	LEVEL ECCENTRIC WHEEL WITH SCR	
5-1	014771022	2	アナトメネジ6.35クボミ	SET SCREW, SOCKET (CP) SM6.35	
8	143613001	1	スイハイオクリウデリンク	FEED ROCK ARM LINK	
9	143616001	1	スイハイオクリウデジク	FEED ROCK ARM SHAFT	
10	048060342	2	トメワE6	RETAINING RING, E6	
11	148495001	1	スイハイオクリウデ	FEED ROCK ARM	
12	S01304001	1	シメネジ6.35X18	SCREW, SM6.35X18	
13	S38423001	1	<ファンデーション,-3,B847用> オクリメモリアイタルクミ	<FOR Foundation Spec., "-3" & "B847"> STITCH CONTROL DIAL ASSY (4)	
13-2	S38422001	1	オクリメモリアイタル	STITCH CONTROL DIAL (4)	
13	S38424001	1	<-5用> オクリメモリアイタルクミ	<FOR "-5"> STITCH CONTROL DIAL ASSY (5)	
13-2	S38427001	1	オクリメモリアイタル	STITCH CONTROL DIAL (5)	
13-1	S38284001	1	オクリチヨウセツネジ	STITCH CONTROL SCREW	
13-3	142746002	1	メモリアイタオサエ	LENGTH CONTROL PLATE SUPPORT	
13-4	129458102	1	シメネジ4.76	SCREW, SM4.76	
13-5	108549001	1	Oリング	O RING	
18	145502001	1	メモリアイチギメピン	POSITIONING PIN	
19	100328001	1	メモリアイチキメピンバネ	SPRING	
20	S07368301	1	オクリチヨウセツキ	FEED REGULATOR	
21	118853001	2	アナトメネジ5.95	SET SCREW, SOCKET SM5.95	
22	S07369001	1	キリカエキレンカン	FEED REGULATOR CONNECTING ROD	
23	S07370101	1	ダンネジ5.95	SHOULDER SCREW, SM5.95	
25	048080342	1	トメワE8	RETAINING RING, E8	
26	025100132	1	ヒラザガネシヨウ10	WASHER, PLAIN S 10	
27	147504001	1	カンザ	WASHER	
28	062670712	3	ナベコ357-40X7	SCREW, PAN SM3.57-40X7	
31	S07375001	1	カエシヌイレバーオサエバネ	SPRING	
32	S07380001	1	ハンドルストツバ	REVERSE LEVER STOPPER	
33	062711012	1	ナベコ476-32X10	SCREW, PAN SM4.76-32X10	
34	025710232	1	ヒラザガネチユウ4.76	WASHER, PLAIN M 4.76	
35	S07376001	1	キリカエキバネ	SPRING, FEED REGULATOR	
36	S07377001	1	バネカケ	SPRING HOOK	
37	062710612	2	ナベコ476-32X6	SCREW, PAN SM4.76-32X6	
38	S12698001	1	キリカエキヘンシンジク	FEED REGULATOR ECCENTRIC WHEEL SHAFT	
39	014760622	1	アナトメネジ5.95	SET SCREW, SOCKET SM5.95	
24	S07371001	1	<スタンダード用> カエシヌイレバージク	<FOR STANDARD> REVERSE STITCH LEVER SHAFT, ST	
29	S07373109	1	カエシヌイレバー	REVERSE LEVER ST.	
30	118853001	1	アナトメネジ5.95	SET SCREW, SOCKET SM5.95	
24	S07372001	1	<糸切り,タッチバック用> カエシヌイレバージク	<FOR TR. & QUICK REVERSE> REVERSE STITCH LEVER SHAFT	
29	S07374109	1	カエシヌイレバー	REVERSE LEVER TR.	

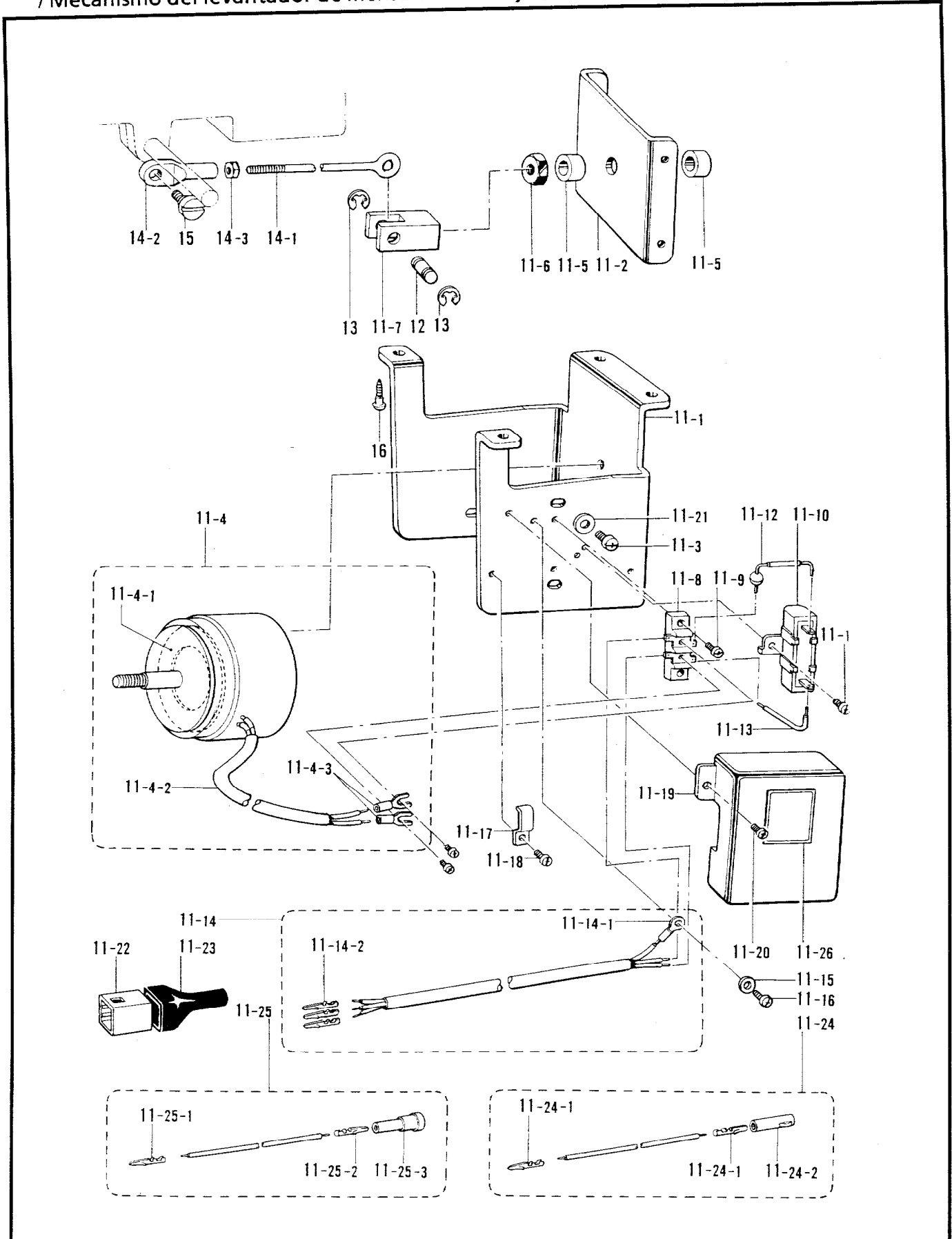
E. 上軸關係 / Upper shaft mechanism / Obere Welle / Mécanisme de l'arbre superieur / Mecanismo del eje superior



E. 上軸関係 / Upper shaft mechanism / Obere Welle / Mécanisme de l'arbre supérieur
/ Mecanismo del eje superior

REF.NO.	CODE	Q'TY	ヒンメイ	NAME OF PARTS	RM
1	S38270001	1	ウワジクメタルL	UPPER SHAFT BUSH (L)	
2	014781032	1	アナクボミ 635-28X10	SET SCREW, SOCKET (CP) SM6.35	
3	S07330201	1	ウワジクメタルMクミ	UPPER SHAFT BUSHING ASSY (M)	
4	014780622	1	アナトメネジ6.35クボミ	SET SCREW, SOCKET (CP) SM6.35	
5	S07329001	1	ウワジク	UPPER SHAFT	
6	S38396000	1	テンビンクランク	THREAD TAKE-UP CRANK	
7	100250001	1	シメネジ7.14	SCREW, SM7.14	
8	146141001	1	アタマツキトメネジ7.14	SET SCREW, SM7.14	
9	S38398001	1	ハリボウクランクジク	NEEDLE BAR CRANK	
10	113014000	1	クミヒモフタ	PUSHER	
11	101706001	1	トメネジ6.35	SET SCREW, SM6.35	
12	100251001	1	トメネジ6.35	SET SCREW, SM6.35	
13	112576001	1	テンビンクランクリング	THREAD TAKE-UP CRANK RING	
14	S38241051	1	タイミングプーリUクミ	TIMING PULLEY (U) ASSY	
14-1	S38242051	1	タイミングプーリU	TIMING PULLEY (U)	
14-2	S38243051	2	タイミングプーリリング	TIMING PULLEY RING	
15	014771022	1	アナトメネジ6.35クボミ	SET SCREW, SOCKET (CP) SM6.35	
16	016771032	1	アナトガリ635X10	SET SCREW, SOCKET (CN) SM6.35	
17	S38244000	1	タイミングベルト	TIMING BELT	
18	158115001	1	タマジクウケ6204ZZNR	BALL BEARING, 6204ZZNR	
19	144614109	1	<スタンダード用> プーリ	<FOR STANDARD> PULLEY, ST	
19	S07340009	1	<糸切り用> プーリ	<FOR THREAD TRIMMER> PULLEY, TR	
19	S07341009	1	<糸切りエフカモータ用> _____	<FOR EFKA MOTOR> PULLEY, TR EFKA	
20	S33689002	2	アタマトメクボミ595-14	SET SCREW, (CP) SM5.95-14	
21	S38393001	1	<-5用> テンビン	<FOR "-5"> THREAD TAKE-UP, S5 ST	
21	S38392001	1	<ファンデーション,-3, B842 TR. 用> テンビン	<FOR FOUNDATION SPEC. , "-3" & "B842 TR."> THREAD TAKE-UP, S3 TR	
21	S38391001	1	<切り替えミシン, B847用> テンビン	<FOR Needle or Drop Feed Switching Spec. , "B847"> THREAD TAKE-UP, S1	
22	S07334001	1	テンビンジク	THREAD TAKE-UP SHAFT	
23	014781032	3	アナクボミ 635-28X10	SET SCREW, SOCKET (CP) SM6.35	
25	113024000	1	クミヒモフタ	PUSHER	
26	S07339109	1	テンビンカバー	THREAD TAKE-UP COVER	
27	062670512	2	ナベコ357-40X5	SCREW, PAN SM3.57-40X5	

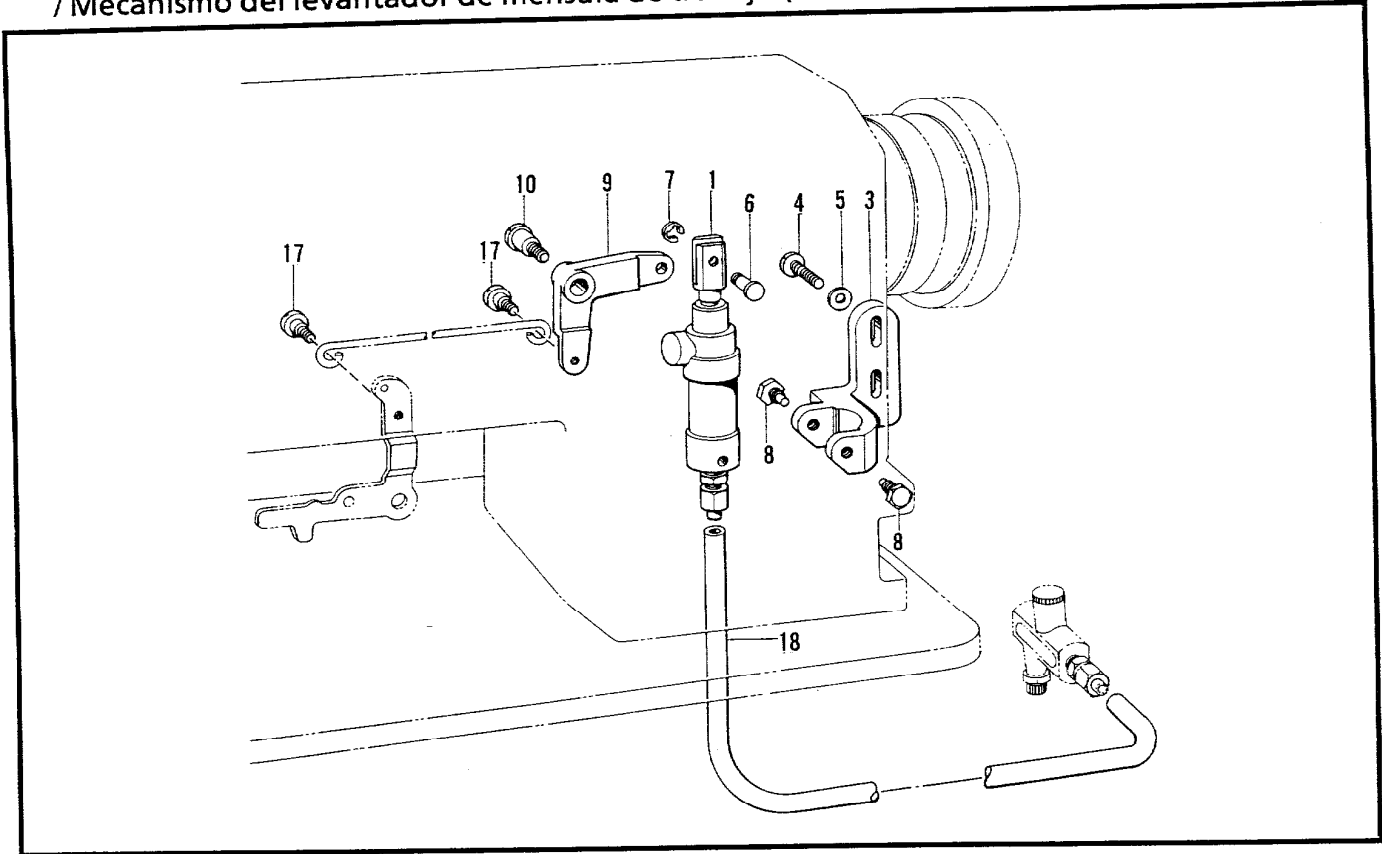
F1. 押工上げ関係 (糸切り -900用) / Presser foot lifter mechanism (Thread Trimmer - 900)
 / Stoffhalterhebevorrichtung (Fadenabschneider " - 900 ")
 / Mécanisme de leveur du pinceur (Coupe-fil " - 900 ")
 / Mecanismo del levantador de ménsula de trabajo (Cortahilos " - 900 ")



F1. 押工上ゲ関係(糸切り) -900用) / Presser foot lifter mechanism (Thread Trimmer " - 900 ")
 / Stoffhalterhebevorrichtung (Fadenabschneider " - 900 ")
 / Mécanisme de leueur du pinceur (Coupe-fil " - 900 ")
 / Mecanismo del levantador de ménsula de trabajo (Cortahilos " - 900 ")

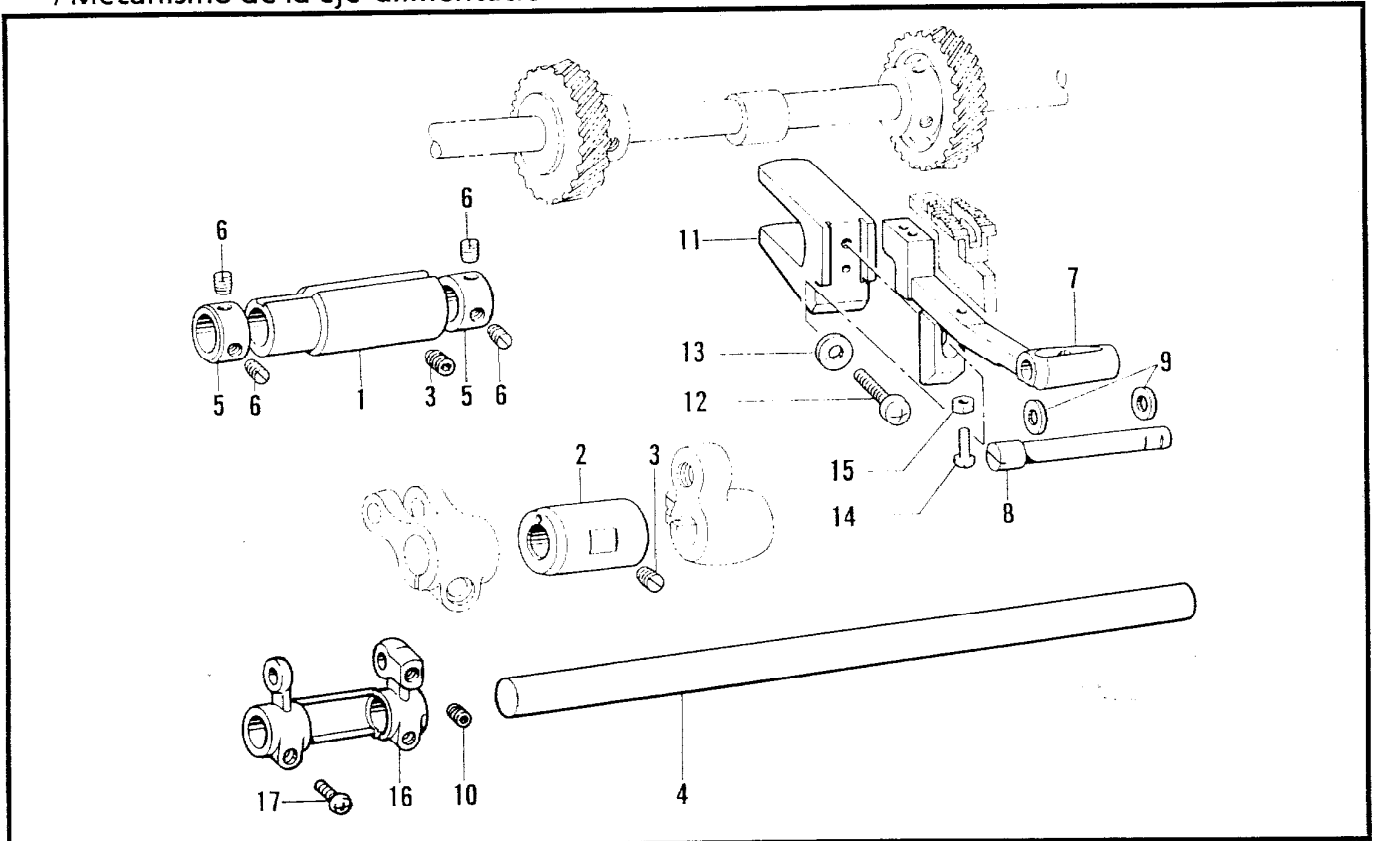
REF.NO.	CODE	Q'TY	ヒンメイ	NAME OF PARTS	RM
11	S03681302	1	デンジオサエアゲクミ	PRESSER FOOT LIFTER SOL. ASSY	
11-1	S02580002	1	ソレノイドダイ	SOLENOID BRACKET	
11-2	S02581002	1	ソレノイドイタ	SOLENOID PLATE	
11-3	062761212	4	ナベコ595-28X12	SCREW, PAN SM5.95-28X12	
11-4	S02582001	1	オサエアゲソレノイドクミ	PRES. BAR LIFTING SOL. ASSY	
11-4-1	S02584000	1	クツシヨン	CUSHION	
11-4-2	S02585000	1	ビニルチューブ	OIL TUBE	
11-4-3	149776000	2	アツチャクタンシ	ADHESION TERMINAL	
11-5	153122000	2	ゴムクツシヨン	RUBBER CUSHION	
11-6	158677001	1	ナツトM8	NUT, M8	
11-7	S02586101	1	リンクツギテ	LINK JOINT	
11-8	S02588000	1	タンシダイ	TERMINAL BLOCK	
11-9	062671012	2	ナベコ357-40X10	SCREW, PAN SM3.57-40X10	
11-10	S02589000	1	セメントテイクウキ	RESISTOR	
11-11	062670612	1	ナベコ357-40X6	SCREW, PAN SM3.57-40X6	
11-12	S02590000	1	ダイオード	DIODE	
11-13	S02591000	1	リードセン	LEAD WIRE	
11-14	S02593001	1	オサエアゲコードクミ	PRESSER BAR LIFTER CORD ASSY	
11-14-1	204569001	1	アツタンシ4.5X14	TERMINAL, 4.5X14	
11-14-2	143549000	1	ピンターミナルオス	TERMINAL PIN (MALE)	
11-15	S02745001	1	ザガネ	WASHER	
11-16	062680663	1	ナベコ437-40X6	SCREW, PAN SM4.37-40X6	
11-17	142268001	1	コードオサエL	CORD HOLDER (L)	
11-18	062670612	1	ナベコ357-40X6	SCREW, PAN SM3.57-40X6	
11-19	S02592009	1	タンシダイカバー	TERMINAL BLOCK COVER	
11-20	062670612	2	ナベコ357-40X6	SCREW, PAN SM3.57-40X6	
11-21	025060232	4	ヒラザガネチユウ6	WASHER, PLAIN M 6	
11-22	143522000	1	ナイロンコネクター	NYLON CONNECTOR	
11-23	220077001	1	プラグカバー#14	PLUG COVER (#14)	
11-24	S05981000	1	Bコード100クミ2	B-CORD 100 ASSY 2	
11-24-1	S05977000	1	Bコード100	B-CORD 100	
11-24-2	143549000	2	ピンターミナルオス	TERMINAL PIN (MALE)	
11-24-3	146046000	1	ナイロンコネクタ	NYLON CONNECTOR	
11-25	S05982000	1	Wコード100クミ	W-CORD 100 ASSY	
11-25-1	143549000	1	ピンターミナルオス	TERMINAL PIN (MALE)	
11-25-2	143548000	1	ピンターミナルメス	TERMINAL PIN (FEMALE)	
11-25-3	146194000	1	ナイロンコネクター	NYLON CONNECTOR	
11-26	S38351001	1	コウオンラベル	LABEL, HIGH TEMP.	
12	S31024001	1	ピン	PIN	
13	048060342	2	トメワE6	RETAINING RING, E6	
14	152808101	1	チヨウセツロツドクミ	ADJUST ROD ASSY	
14-1	154332001	1	オサエアゲチヨウセツロツド	PRESSER BAR LIFTER ADJUST ROD	
14-2	154333001	1	オサエアゲチヨウセツツギテ	PRESSER BAR LIFTER ADJ. JOINT	
14-3	150556001	1	ナツト6.35	NUT, SM6.35	
15	141583101	1	ダンネジ6.35	SHOULDER SCREW, SM6.35	
16	031553202	4	マルモクネジ5.5X32	WOOD SCREW, ROUND M5.5X32	

F2. 押エ上げ関係 (糸切り -700用) / Presser foot lifter mechanism (Thread Trimmer " - 700 ")
 / Stoffhalterhebevorrchtung (Fadenabschneide " - 700 ")
 / Mécanisme de leueur du pinceur (Coupe-fil " - 700 ")
 / Mecanismo del levantador de ménsula de trabajo (Cortahílos " - 700 ")



118-W42-204

G. 送り軸関係 / Feed shaft mechanism / Transport Welle / Mécanisme de l'arbre entraînement
 / Mecanismo de la eje alimentación



118-W42-211

F2. 押工上げ関係 (糸切り -700用) / Presser foot lifter mechanism (Thread Trimmer " - 700 ")
 / Stoffhalterhebevorrichtung (Fadenabschneide " - 700 ")
 / Mécanisme de leueur du pinceur (Coupe-fil " - 700 ")
 / Mecanismo del levantador de ménsula de trabajo (Cortahilos " - 700 ")

REF.NO.	CODE	Q'TY	ヒンメイ	NAME OF PARTS	RM
1	S07589001	1	-----	PRESSER BAR LIFTER CYL. ASSY	
3	S07590001	1	-----	CYLINDER SUPPORT	
4	105173004	2	-----	SCREW, SM4.76	
5	025710132	2	-----	WASHER, PLAIN S 4.76	
6	146153001	1	-----	PIN	
7	048040342	1	-----	RETAINING RING, E4	
8	140620001	2	-----	CYLINDER SUPPORT SCREW	
9	S07591001	1	-----	KNEE LIFTER LEVER	
10	141528001	1	-----	SHOULDER SCREW, SM6.35	
17	145478101	2	-----	SHOULDER SCREW, SM4.76	
18	151154000	1	-----	AIR TUBE	

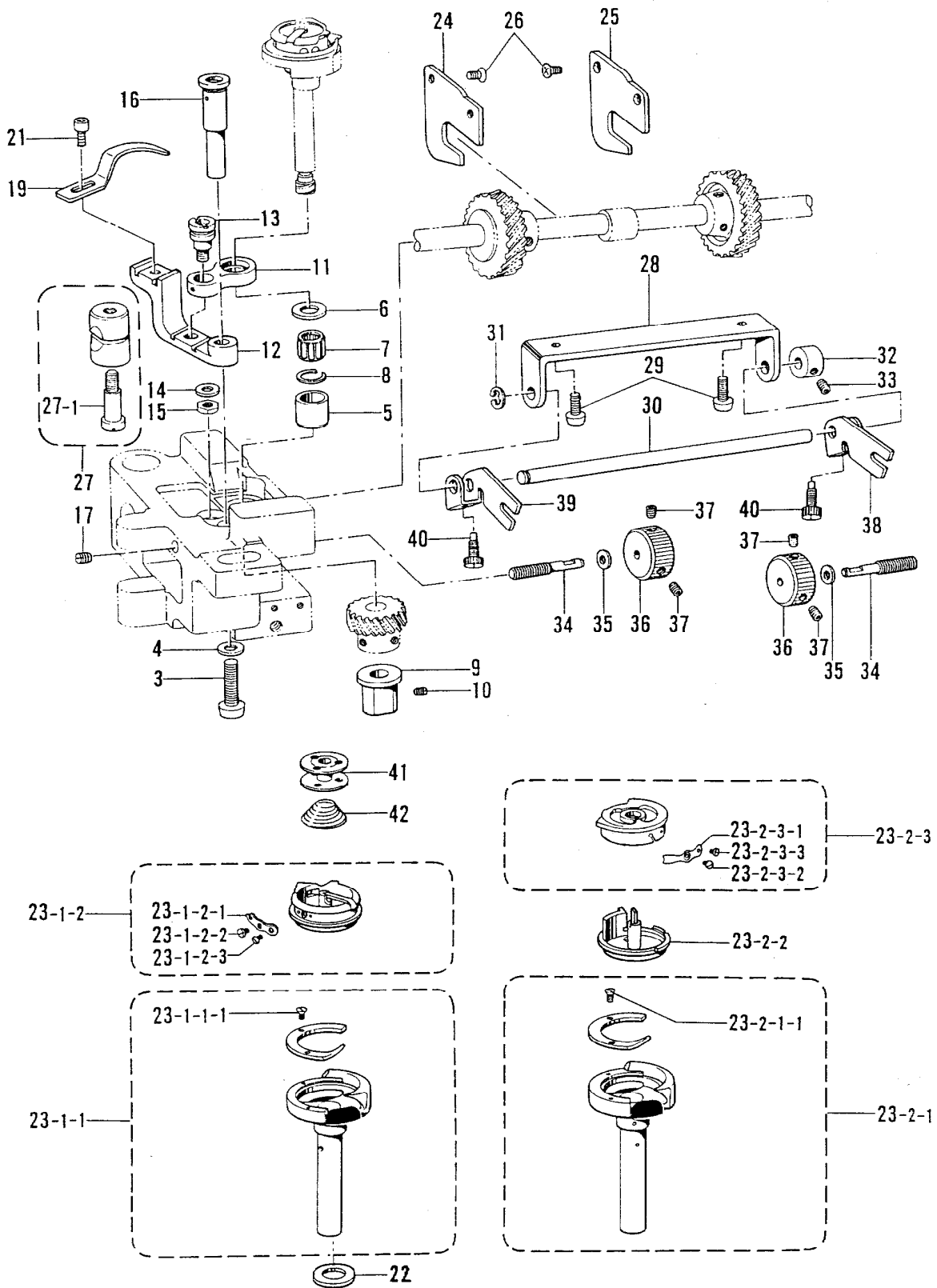
118-U42-204

G. 送り軸関係 / Feed shaft mechanism / Transport Welle / Mécanisme de l'arbre entraînement
 / Mecanismo de la eje alimentación

REF.NO.	CODE	Q'TY	ヒンメイ	NAME OF PARTS	RM
1	148494001	1	オクリジクメタルL	FEED SHAFT BUSH (L)	
2	S07386001	1	オクリジクメタルR	FEED SHAFT BUSH (R)	
3	014781032	2	アナクボミ635-28X10	SET SCREW, SOCKET (CP) SM6.35	
4	S38271001	1	<B842, B847用> スイハイオクリジク	<FOR "B842", "B847"> FEED ROCK SHAFT	
4	S38277001	1	<切り替えミシン用> スイハイオクリジク	<FOR Needle or Drop Feed Switching Spec.> FEED ROCK SHAFT	
5	113074001	2	セットカラー	SET SCREW COLLAR	
6	101706001	4	トメネジ6.35	SET SCREW, SM6.35	
7	S07387001	1	<スタンダード用> オクリダイ	<FOR STANDARD> FEED BAR, ST	
7	148490001	1	<糸切り用> オクリダイ	<FOR THREADTRIMMER> FEED BAR, TR	
8	148491001	1	オクリダイトリツケジク	FEED BAR SHAFT	
9	143591001	2	スラストリング	THRUST RING	
10	014760622	1	アナトメネジ5.95	SET SCREW, SOCKET SM5.95	
11	112656001	1	オクリダイフタマタ	FEED BAR FORK	
12	062761412	1	ナベコ595-28X14	SCREW, PAN SM5.95-28X14	
13	025060132	1	ヒラザガネシヨウ6	WASHER, PLAIN S 6	
14	062661212	1	ナベコ318-40X12	SCREW, PAN SM3.18-40X12	
15	021660102	1	ナツト1シユ3.18	NUT, 1 SM3.18	
16	S38272000	1	スイハイオクリダイウデ	FEED ROCK BASE ARM	
17	062681212	2	ナベコ437-40X12	SCREW, PAN SM4.37-40X12	

118-W42-211

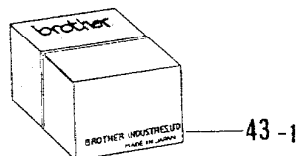

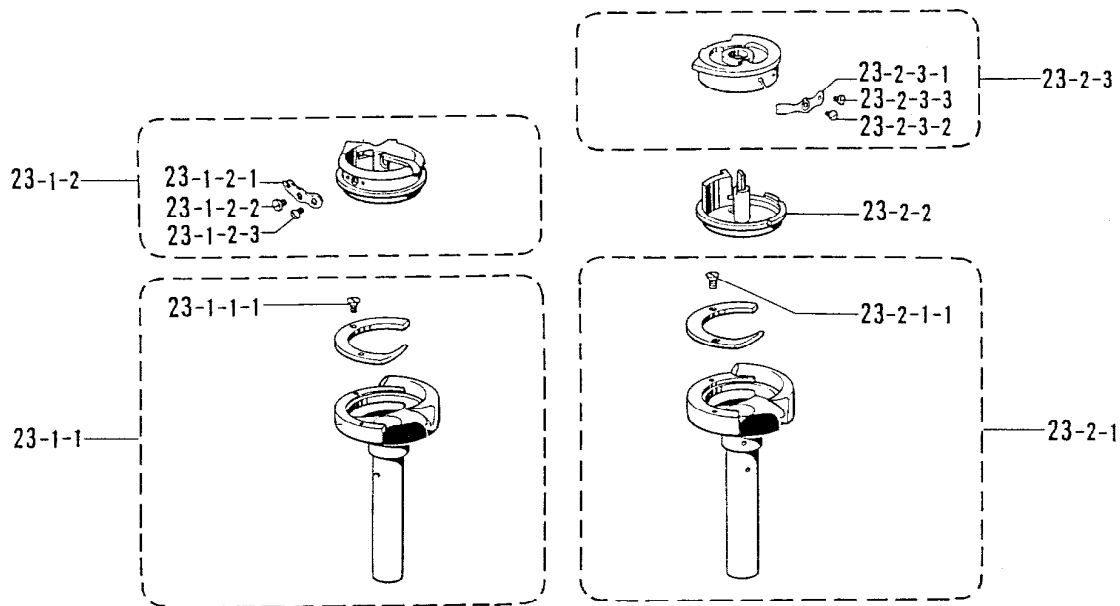
H1 . カマ関係 / Rotary hook mechanism / Greifervorrichtung / Mécanisme du crochet rotatif / Mecanismo del cangrejo



H1 . カマ関係 / Rotary hook mechanism / Greifervorrichtung / Mécanisme du crochet rotatif / Mecanismo del cangrejo

REF.NO.	CODE	Q'TY	ヒンメイ	NAME OF PARTS	RM
3	062782512	2	ナベコ635-28X25	SCREW, PAN SM6.35-28X25	
4	100197002	2	ザガネ	WASHER	
5	S07418001	2	カマジクメタルU	ROTARY HOOK SHAFT BUSH (U)	
6	S07421001	2	スラストリング	THRUST RING	
7	S07420000	2	ニードルベアリング	NEEDLE BEARING	
8	S07419001	2	ストツプリング	STOP RING	
9	S07417001	2	カマジクメタルD	ROTARY HOOK SHAFT BUSH (D)	
10	013710512	2	トメネジ4.76クボミ	SET SCREW, (CP) SM4.76	
11	112692101	2	オープナーリンク	OPENER LINK	
12	S38211051	2	オープナーレバー	OPENER LEVER	
13	148005001	2	オープナーリンクジク	OPENER LINK SHAFT	
14	025710232	2	ヒラザガネチユウ4.76	WASHER, PLAIN M 4.76	
15	110161006	2	ナツト4.76	NUT, SM4.76	
16	S13021001	2	オープナーレバージク	OPENER LEVER SHAFT	
17	013711012	2	トメネジ4.76クボミ	SET SCREW, (CP) SM4.76	
19	S38212001	2	オープナー	OPENER	
20	105161002	2	ザガネ	WASHER	
21	154965001	2	アナボルト3.57X8	BOLT, SOCKET SM3.57X8	
21	062670812	2	<ファンデーション仕様> ナベコ3.57-40X8	<FOR FOUNDATION SPEC.> SCREW, PAN SM3.57-40X8	
24	S07436001	1	ギヤアンナイL	GEAR GUIDE (L)	
25	S07437001	1	ギヤアンナイR	GEAR GUIDE (R)	
26	108960002	4	サラネジ3.57	SCREW, FLAT SM3.57	
27	S07658001	2	ピンチスリーブクミ	PINCH SLEEVE ASSY	
27-1	112700001	2	シメネジ5.95	SCREW, SM5.95	
28	S07430001	1	ハリスキチヨウセツボウササエ	ADJUST BAR SUPPORT	
29	062711012	2	ナベコ476-32X10	SCREW, PAN SM4.76-32X10	
30	S07431001	1	ハリスキチヨウセツボウ	ADJUST BAR	
31	048040342	1	トメワE4	RETAINING RING, E4	
32	159436001	1	セツトカラ	SET SCREW COLLAR	
33	014680622	1	アナトメネジ4.37クボミ	SET SCREW, SOCKET (CP) SM4.37	
34	S07434101	2	ハリスキチヨウセツネジ	ROTRY HOOK BASE ADJUST SCREW	
35	025680132	2	ヒラザガネシヨウ4.37	WASHER, PLAIN S 4.37	
36	S07435001	2	ハリスキチヨウセツナツト	ROTARY HOOK BASE ADJUST DIAL	
37	014680622	4	アナトメネジ4.37クボミ	SET SCREW, SOCKET (CP) SM4.37	
38	S34435001	1	ハリスキチヨウセツフタマタR	PRESET LEVER (R)	
39	S34436001	1	ハリスキチヨウセツフタマタL	PRESET LEVER (L)	
40	131226001	2	ハリトメネジ3.57	NEEDLE SET SCREW, SM3.57	
41	112781101	2	<スタンダード用> ボビン	<FOR STANDARD> BOBBIN, ST	
22	153243001	4	<糸切り用> スペーサー0.2	<FOR THREAD TRIMMER> SPACER, 0.2	
22	153244001	2	スペーサー0.3	SPECER, 0.3	
41	S01928101	2	ボビン	BOBBIN, TR	
42	148602001	2	クウテンボウシバネ	BOBBIN TENSION SPRING	

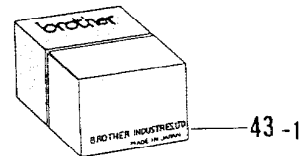

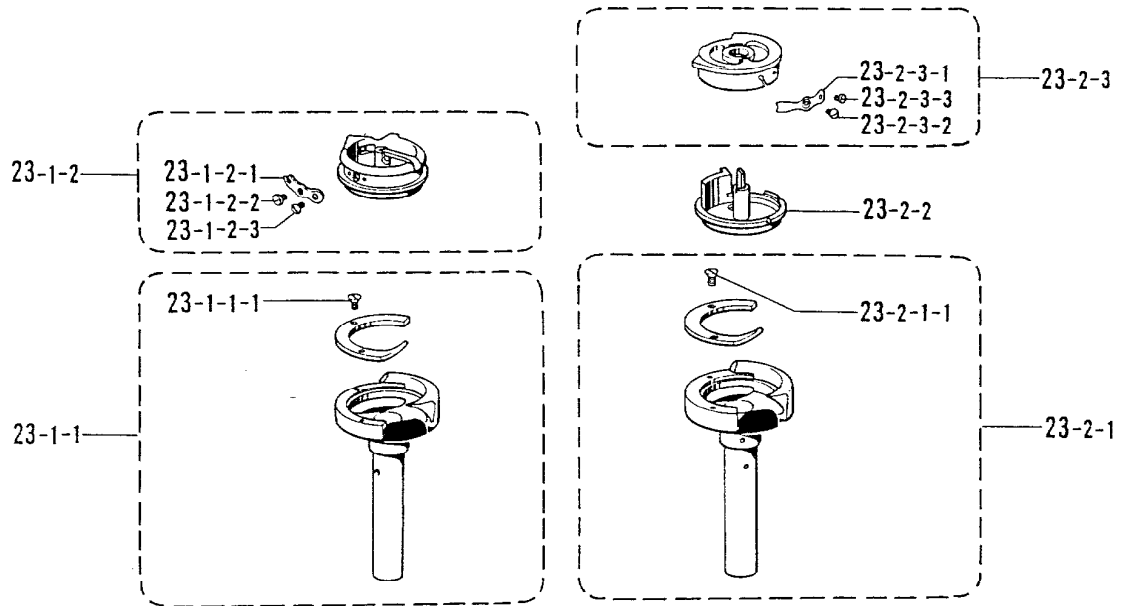
H2 . カマ関係 / Rotary hook mechanism / Greifervorrichtung / Mécanisme du crochet rotatif / Mecanismo del cangrejo



H2 . カマ関係 / Rotary hook mechanism / Greifervorrichtung / Mécanisme du crochet rotatif / Mecanismo del cangrejo

REF.NO.	CODE	Q'TY	ヒンメイ	NAME OF PARTS	RM
23-1	S07425001	2	<ST."-1","-3"用> ニホンハリカマ	<FOR STANDARD "-1","-3"> ROTARY HOOK ASSY (-3)	
23-1-1	S07731001	2	ソトカマクミ	OUTER ROTARY HOOK ASSY	
23-1-1-1	151022001	2	ウライタ	BACK PLATE	
23-1-1-2	151028001	4	ウライタトメネジ	SET SCREW	
23-1-1-3	151027001	4	ウチカマオサエトメネジ	INNER ROTARY HOOK SET SCREW	
23-1-2	S07735001	2	ウチカマクミ	INNER ROTARY HOOK ASSY	
23-1-2-1	151145001	2	チヨウシバネ	TENSION SPRING	
23-1-2-2	151029001	2	チヨウシネジ	TENSION ADJUST SCREW	
23-1-2-3	151030001	2	チヨウシバネトメネジ	SET SCREW	
23-1	S07426001	2	<ST."-5"用> ニホンハリカマ	<FOR STANDARD "-5"> ROTARY HOOK ASSY (-5)	
23-1-1	S07732001	2	ソトカマクミ	OUTER ROTARY HOOK ASSY	
23-1-2	S07736001	2	ウチカマクミ	INNER ROTARY HOOK ASSY	
23-1-2-1	151146001	2	チヨウシバネ	TENSION SPRING	
23-1	S07427001	2	<糸切り用> ニホンハリカマ	<FOR THREAD TRIMMER> ROTARY HOOK ASSY TR.	
23-1-1	S07733001	2	ソトカマクミ	OUTER ROTARY HOOK ASSY	
23-1-2	S07737001	2	ウチカマクミ	INNER ROTARY HOOK ASSY	
23-1-2-1	151145001	2	チヨウシバネ	TENSION SPRING	
23-2	S07428001	2	" ST. 用オプションパーツ " <-1,-3用 キャップ付蓋>	" OPTION PARTS FOR STANDARD " <"-1","-3" WITH CAP>	
23-2-1	S13611001	2	ニホンハリカマ	ROTARY HOOK ASSY (CAP)	
23-2-1-1	S07731001	2	カマクミ	ROTARY HOOK ASSY <CAP LESS>	
23-2-1-1-1	151022001	2	ソトカマクミ	OUTER ROTARY HOOK ASSY	
23-2-1-1-2	151028001	2	ウライタ	BACK PLATE	
23-2-1-1-3	151027001	4	ウライタトメネジ	SET SCREW	
23-2-1-2	S07738001	4	ウチカマオサエトメネジ	INNER ROTARY HOOK SET SCREW	
23-2-2	S07740001	2	ウチカマクミ	INNER ROTARY HOOK ASSY	
23-2-2-1	154518001	2	キャツブクミ	BOBBIN CASE ASSY	
23-2-2-2	154519001	2	チヨウシバネ	TENSION SPRING	
23-2-2-3	151030001	2	チヨウシネジ	ADJUST SCREW	
23-1	S36981001	2	<オープン 給油蓋 -3用> ニホンハリカマ	<"-3" FOR JEANS> ROTARY HOOK ASSY (OP. -3)	
23-1-1	S36989001	2	ソトカマクミ	OUTER ROTARY HOOK ASSY	
23-1-2	S07735001	2	ウチカマクミ	INNER ROTARY HOOK ASSY	
23-1	S36982001	2	<オープン 給油蓋 -5用> ニホンハリカマ	<"-5" FOR JEANS> ROTARY HOOK ASSY (OP. -5)	
23-1-1	S36990001	2	ソトカマクミ	OUTER ROTARY HOOK ASSY	
23-1-2	S07736001	2	ウチカマクミ	INNER ROTARY HOOK ASSY	
23-1	S36994001	2	<剣先強化蓋 -1,-3用> ニホンハリカマ	<HOOK ASSY (HP) FOR "-1","-3"> ROTARY HOOK ASSY (HP) -3	
23-1-1	S36983001	2	ソトカマクミ	OUTER ROTARY HOOK ASSY	
23-1-2	S36985001	2	ウチカマクミ	INNER ROTARY HOOK ASSY, RP	
23-1	S36995001	2	<剣先強化RP蓋 -1,-3用> ニホンハリカマ	<HOOK ASSY (HP) & (RP) "-1","-3"> ROTARY HOOK ASSY (RP) -3	
23-1-1	S36984001	2	ソトカマクミ	OUTER ROTARY HOOK ASSY	
23-1-2	S36985001	2	ウチカマクミ	INNER ROTARY HOOK ASSY	
23-1	S37002001	2	" 糸切り用オプションパーツ " <剣先強化蓋>	" OPTION PARTS FOR THREAD TRIMMER " <HOOK ASSY (HP)>	
23-1-1	S37004001	2	ニホンハリカマ	ROTARY HOOK ASSY (HP) TR.	
23-1-2	S07737001	2	ソトカマクミ	OUTER ROTARY HOOK ASSY	
		2	ウチカマクミ	INNER ROTARY HOOK ASSY	

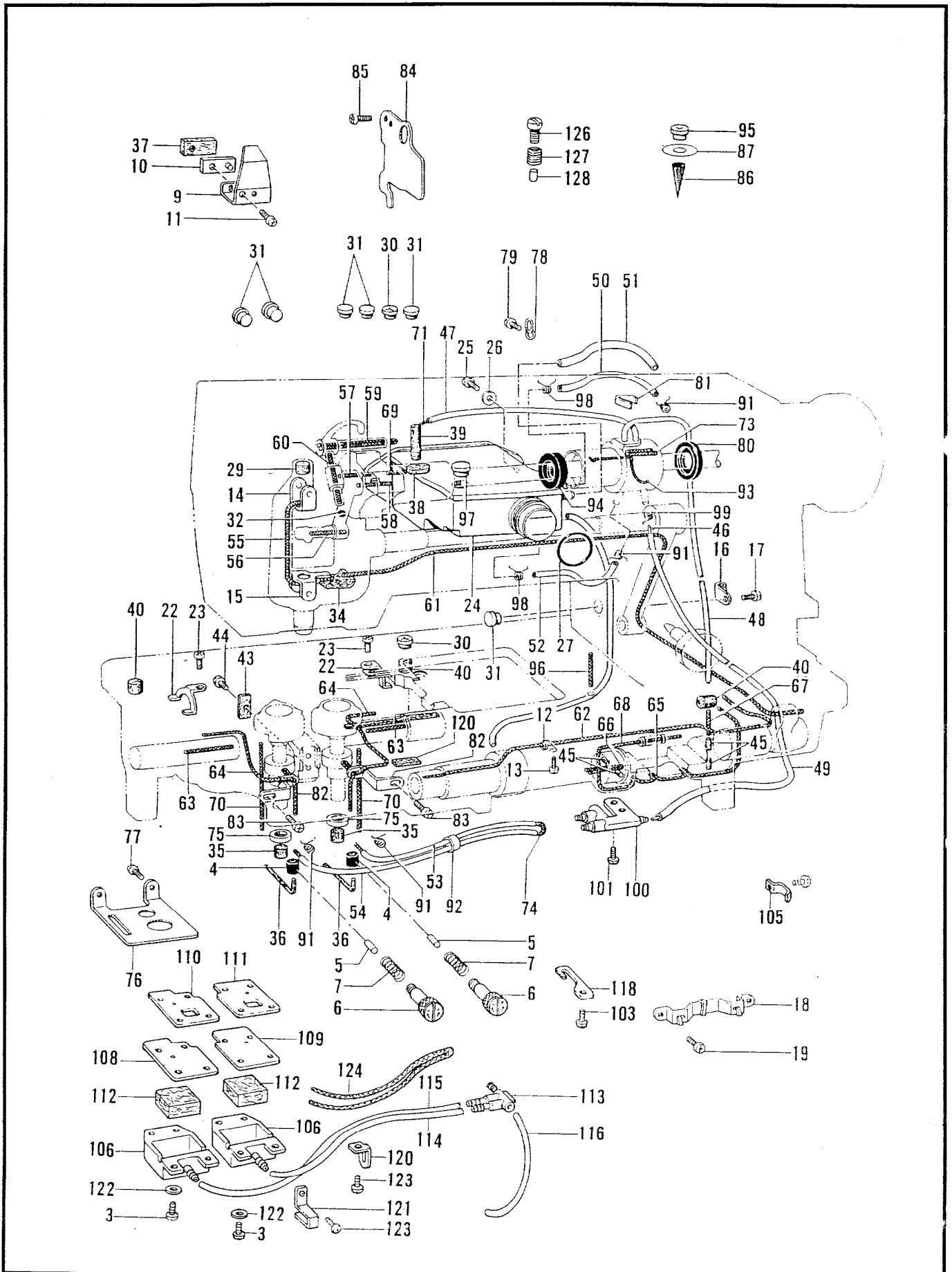
H3 . カマ関係 / Rotary hook mechanism / Greifervorrichtung / Mécanisme du crochet rotatif / Mecanismo del cangrejo



H3 . カマ関係 / Rotary hook mechanism / Greifervorrichtung / Mécanisme du crochet rotatif / Mecanismo del cangrejo

REF.NO.	CODE	Q'TY	ヒンメイ	NAME OF PARTS	RM
23-2 23-2-1 23-2-1-1 23-2-1-2	S07429001 S13612001 S07734001 S07739001	2 2 2 2	"オプションパーツ" <糸切り用キャップ付蓋> ニホンハリカマ カマクミ ソトカマクミ ウチカマクミ	"OPTION PARTS" <FOR THREAD TRIMMER WITH CAP> ROTARY HOOK ASSY (CAP) TR. ROTARY HOOK ASSY <Capless> OUTER ROTARY HOOK ASSY INNER ROTARY HOOK ASSY	
43	S07425901	1	"スタンダード用補給パーツ" <-1,-3用> ニホンハリカマハコクミ	"SUPPLY PARTS FOR STANDARD" <FOR "-1","-3"> ROTARY HOOK BOX ASSY (-3)	
43 43-1	S07426901 S07732901	1 1	<-5用> ニホンハリカマハコクミ ソトカマクミハコクミ	<FOR "-5"> ROTARY HOOK BOX ASSY (-5) OUTER ROTARY HOOK BOX ASSY	
43	S36981901	1	<オープン給油蓋-3用> ニホンハリカマハコクミ	<"-3" FOR JEANS> ROTARY HOOK BOX ASSY (OP. -3)	
43	S36982901	1	<オープン給油蓋-5用> ニホンハリカマハコクミ	<"-5" FOR JEANS> ROTARY HOOK BOX ASSY (OP. -5)	
43	S36994901	1	<剣先強化蓋-1,-3用> ニホンハリカマハコクミ	<HOOK ASSY (HP) FOR "-1","-3"> ROTARY HOOK BOX ASSY (HP) -3	
43 43-1	S36995901 S36985901	1 1	<剣先強化RP蓋-1,-3用> ニホンハリカマハコクミ ウチカマクミハコクミ	<HOOK ASSY (HP) & (RP) FOR "-1","-3"> ROTARY HOOK BOX ASSY (RP) -3 INNER ROTARY HOOK BOX ASSY (RP)	
43 43-1	S07428901 S13611901	1 1	<キャップ付蓋-1,-3用> ニホンハリカマハコクミ カマクミハコクミ	<FOR "-1","-3" WITH CAP> ROTARY HOOK BOX ASSY (CAP) ROTARY HOOK BOX ASSY <Capless>	
43	S07427901	1	"糸切り用補給パーツ" <標準部品> ニホンハリカマハコクミ	"SUPPLY PARTS FOR THREAD TRIMMER" <FOR STANDARD PARTS> ROTARY HOOK BOX ASSY TR.	
43	S37002901	1	<剣先強化蓋> ニホンハリカマハコクミ	<HOOK ASSY (HP) > ROTARY HOOK BOX ASSY (HP) TR.	
43 43-1	S07429901 S13612901	1 1	<キャップ付蓋> ニホンハリカマハコクミ カマクミハコクミ	<HOOK ASSY WITH CAP> ROTARY HOOK BOX ASSY (CAP) TR. ROTARY HOOK BOX ASSY, TR <Capless>	

J. 給油潤滑関係 / Lubrication / Schmierung / Lubrification / Lubricación

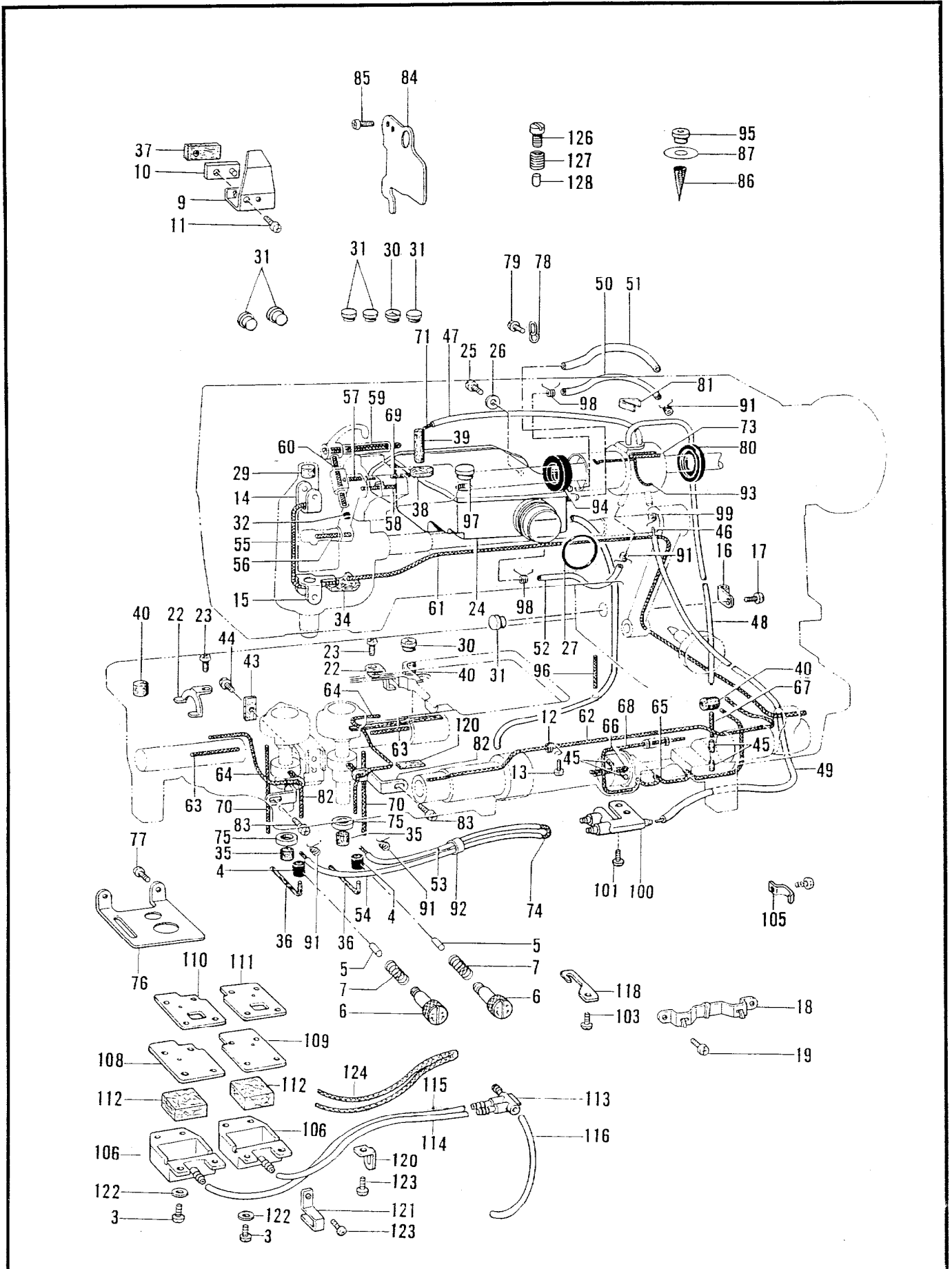


From the library of: Diamond Needle Corp

J. 新油潤滑関係 / Lubrication / Schmierung / Lubrification / Lubricación

REF.NO.	CODE	Q'TY	ヒンメイ	NAME OF PARTS	RM
3	062670815	8	ナベコ3.57-40X8	SCREW, PAN SM3.57-40X8	
4	S07477000	2	ゴムリング	RUBBER RING	
5	S07478000	2	ゴムオサエ	RUBBER PRESSER	
6	S38292001	2	オイルチヨウセツネジ	OIL ADJUST SCREW	
7	S38299001	2	オイルチヨウセツバネ	OIL ADJUST SPRING	
9	150988001	1	オイルヨケイタ	OIL STOPPER PLATE	
10	112717001	1	オイルヨケイタオサエカネ	OIL STOPPER PLATE PRESSER	
11	062711212	1	ナベコ476-32X12	SCREW, PAN SM4.76-32X12	
12	112743001	1	クミヒモササエ	WICK SUPPORT	
13	060670512	1	バインド357-40X5	SCREW, BIND SM3.57-40X5	
14	112719001	1	フェルトオサエU	FELT SUPPORT (U)	
15	112720101	1	フェルトオサエD	FELT SUPPORT (D)	
16	112739001	1	<B842 用> クミヒモササエ	< FOR "B842" > WICK SUPPORT	
17	062670512	1	ナベコ357-40X5	SCREW, PAN SM3.57-40X5	
18	143673001	1	キリカエキクミヒモササエ	WICK SUPPORT	
19	062660412	2	ナベコ318-40X4	SCREW, PAN SM3.18-40X4	
22	S07471001	2	ヒモササエ	WICK HOLDER	
23	062670512	2	ナベコ357-40X5	SCREW, PAN SM3.57-40X5	
24	S38417001	1	オイルタンククミ	OIL TANK ASSY	
25	062711012	2	ナベコ476-32X10	SCREW, PAN SM4.76-32X10	
26	025710232	2	ヒラザガネチユウ4.76	WASHER, PLAIN M 4.76	
27	081030070	1	OリングP30	O RING, P30	
29	148394000	1	ハリボウセン	NEEDLE BAR CAP	
30	140890009	2	オイルカツブ	OIL CAP	
31	104821009	6	メクラセン	OIL CAP	
31	104821009	5	<ファンデーション用> メクラセン	< FOR FOUNDATION SPEC. > OIL CAP, -F	
32	142274009	1	メクラセン	OIL CAP	
33	142274009	2	メクラセン	OIL CAP	
34	S07474000	1	フェルト	FELT	
35	151927001	2	クラッチフェルト	CLUTCH FELT	
36	S07476000	2	フェルト	FELT	
37	148762001	1	テンビンフェルト	FELT, THREAD TAKE-UP	
38	S38269000	1	ウワジクメタルLフェルト	FELT, UPPER SHAFT L	
39	S07571000	1	フェルト	FELT	
40	112753001	3	フェルト	FELT	
43	112759001	1	オクリダイフタマタフェルト	FELT	
44	100257010	1	シメネジ3.57	SCREW, SM3.57	
45	148743001	4	フェルト	FELT	
46	S07460100	1	ワイヤー	WIRE	
47	S07453000	1	ビニールチューブ	OIL TUBE (L = 190)	
48	S07454000	1	ビニールチューブ	OIL TUBE	
49	S07455100	1	ビニールチューブ	OIL TUBE (L = 390)	
50	S07456000	1	ビニールチューブ	OIL TUBE (L = 160)	
51	S07457100	1	ビニールチューブ	OIL TUBE (L = 160)	
52	S07810000	1	ビニールチューブ	OIL TUBE (L = 90)	
53	S07458100	1	ビニールチューブ	OIL TUBE (L = 180)	
54	S07459100	1	ビニールチューブ	OIL TUBE (L = 240)	
54	S07454000	1	ビニールチューブ	OIL TUBE, 75MM L	
55	S07465000	1	クミヒモ	WICK (L = 200)	
56	112728001	1	クミヒモ	WICK (L = 50)	
57	114693001	1	クミヒモ	WICK (L = 30)	
58	112735000	1	クミヒモ	WICK (L = 45)	
59	S36670000	1	クミヒモ	WICK (L = 138)	
60	S03289001	1	クミヒモ4X4	WICK 4X4 (L = 40)	
61	112736000	1	クミヒモ	WICK (L = 440)	
62	152974001	1	クミヒモ4X4	WICK 4X4 (L = 350)	
63	S38481000	2	クミヒモ	WICK	

J. 給油潤滑關係 / Lubrication / Schmierung / Lubrification / Lubricación

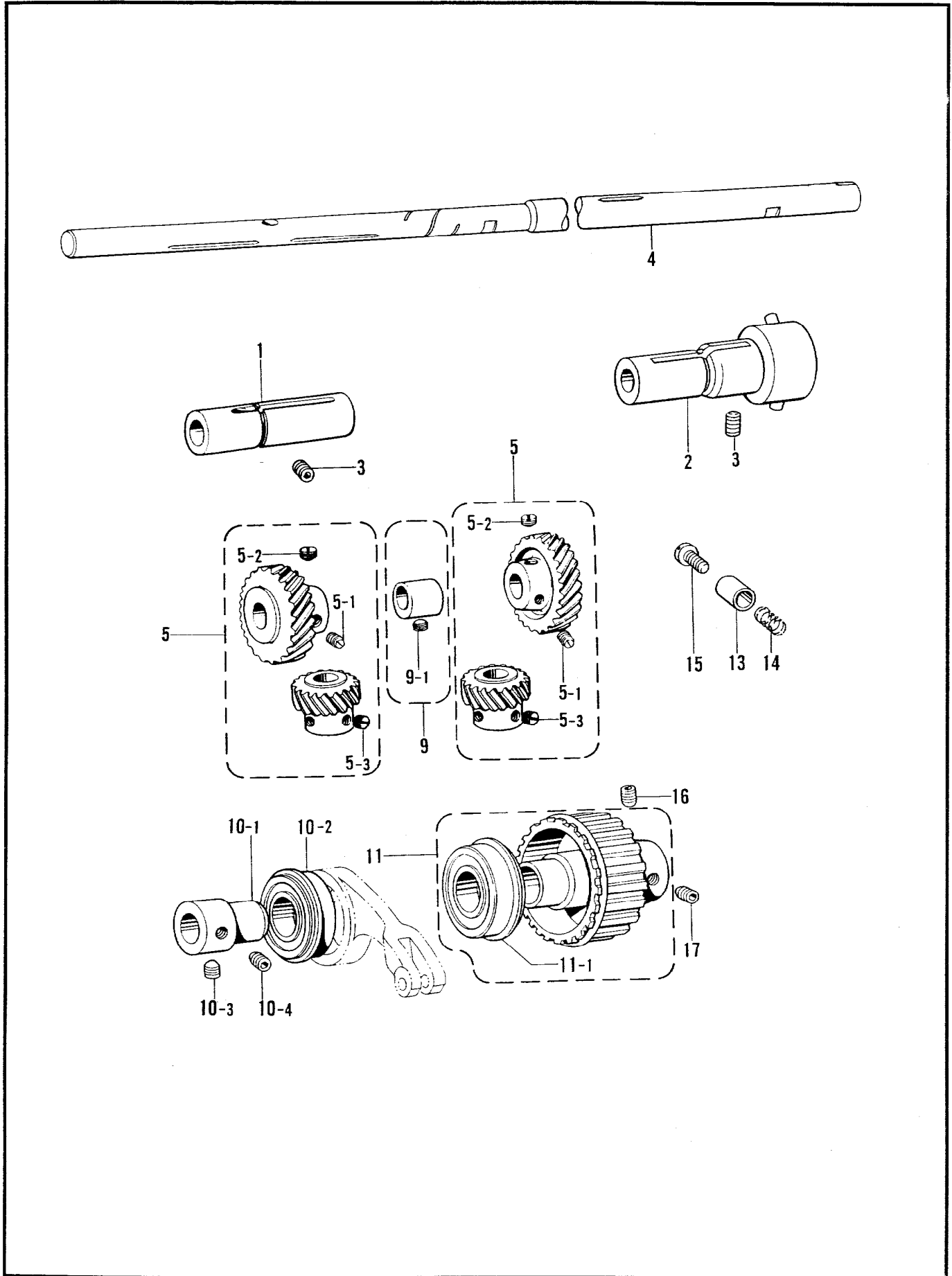


From the library of: Diamond Needle Corp

J. 給油潤滑関係 / Lubrication / Schmierung / Lubrification / Lubricación

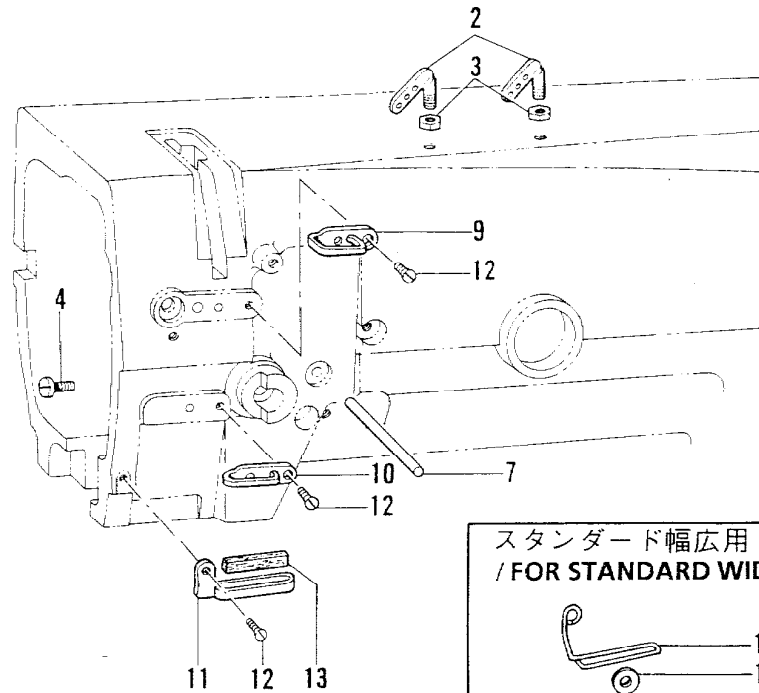
REF.NO.	CODE	Q'TY	ヒンメイ	NAME OF PARTS	RM
64	108802001	2	クミヒモ4X4	WICK 4X4 (L = 250)	
65	108802001	1	クミヒモ4X4	WICK 4X4 (L = 250)	
66	S03289001	1	クミヒモ4X4	WICK 4X4 (L = 40)	
67	111191001	1	クミヒモ	WICK (L = 35)	
68	112750000	1	クミヒモ	WICK (L = 110)	
69	S07462000	1	クミヒモ	WICK (L = 25)	
70	S07463000	2	クミヒモ	WICK (L = 70)	
71	S34184000	1	クミヒモ	WICK (L = 650)	
73	S03289001	1	クミヒモ4X4	WICK 4X4 (L = 40)	
74	S07464100	1	クミヒモ	WICK (L = 530)	
75	156070002	2	スペーサー	SPACER	
76	S07466001	1	ダストプレート	DUST PROTECTOR	
77	062670512	2	ナベコ357-40X5	SCREW, PAN SM3.57-40X5	
78	S07467001	1	チューブササエ	TUBE SUPPORT	
79	062680812	1	ナベコ437-40X8	SCREW, PAN SM4.37-40X8	
80	S07468000	1	オイルシール	OIL SEAL	
81	S07469001	1	チューブカシメ	TUBE CALKING	
82	S21195001	2	フェルトオサエ	FELT PRESSER	
83	062670512	2	ナベコ357-40X5	SCREW, PAN SM3.57-40X5	
84	S07472001	1	シャハイバン	INTERRUPT PLATE	
85	062670512	2	ナベコ357-40X5	SCREW, PAN SM3.57-40X5	
86	S07473000	1	オイルフィルター	OIL FILTER	
87	S07481009	1	オイルシート	OIL MARK SHEET	
91	S07876001	7	チューブストツパー	TUBE CLIP	
92	146253000	1	チューブ	OIL TUBE (L = 5)	
93	S09369000	1	クミヒモ	WICK (L = 70)	
94	S09364000	1	オイルシール	OIL SEAL	
95	112758009	1	ベツドオイルフタ	OIL CAP	
96	111191001	1	クミヒモ	WICK (L = 35)	
97	104821009	1	メクラセン	OIL CAP	
98	S07876001	3	チューブストツパー	TUBE CLIP	
99	S07876001	1	チューブストツパー	TUBE CLIP	
100	S14189100	1	ターミナル	TERMINAL	
101	062670612	2	ナベコ357-40X6	SCREW, PAN SM3.57-40X6	
103	062670612	1	ナベコ357-40X6	SCREW, PAN SM3.57-40X6	
104	S21196001	2	フェルト	FELT	
106	S38247000	2	サブタンク	SUB-TANK	
108	S38445000	1	サブタンクバツキンR	OIL SEAL R, SUB-TANK	
109	S38446000	1	サブタンクバツキンL	OIL SEAL L, SUB-TANK	
110	S38443001	1	サブタンクフタR	SUB-TANK COVER R	
111	S38444001	1	サブタンクフタL	SUB-TANK COVER L	
112	S38267000	2	サブタンクフェルト	FELT, SUB-TANK	
113	S38265000	1	ターミナルL	TERMINAL L	
114	S38447000	1	ビニールチューブ	OIL TUBE, SUB-TANK R	
115	S38448000	1	ビニールチューブ	OIL TUBE, SUB-TANK L	
116	S38447000	1	ビニールチューブ	OPL TUBE, PLUNGER PUMP	
117	S38450000	1	ビニールチューブ	OIL TUBE, OIL TANK	
118	S38262001	1	チューブトオシ	TUBE SUPPORT BRACKET	
119	S38251000	1	オイルシール	OIL SEAL, PLUNGER PUMP	
120	S38261001	1	チューブトオシL	TUBE SUPPRT BRACKET L	
121	S38264001	1	オイルチューブササエ	OIL TUBE SUPPORT	
122	105161002	8	ザガネ	WASHER	
123	062710612	2	ナベコ476-32X6	SCREW, PAN SM4.76-32X6	
124	S38439000	1	クミヒモ	WICK (L = 370), SUB-TANK	
<hr/>					
126	145619001	1	<ファンデーション用>	<FOR FOUNDATION SPEC.>	
127	S07482001	1	シメネジ6.35	SCREW, SM6.35	
128	S07478000	1	キユウユチヨウセツバネ	OIL ADJUST SPRING	
		1	ゴムオサエ	RUBBER PRESSER	
<hr/>					
105	142268001	1	<切り替えミシン用>	<FOR Needle or Drop Feed Switching Spec.>	
			コードオサエL	CORD HOLDER (L)	

K. 下軸関係 / Lower shaft mechanism / Untere Welle / Mécanisme de l'arbre inférieur / Mecanismo del eje inferior



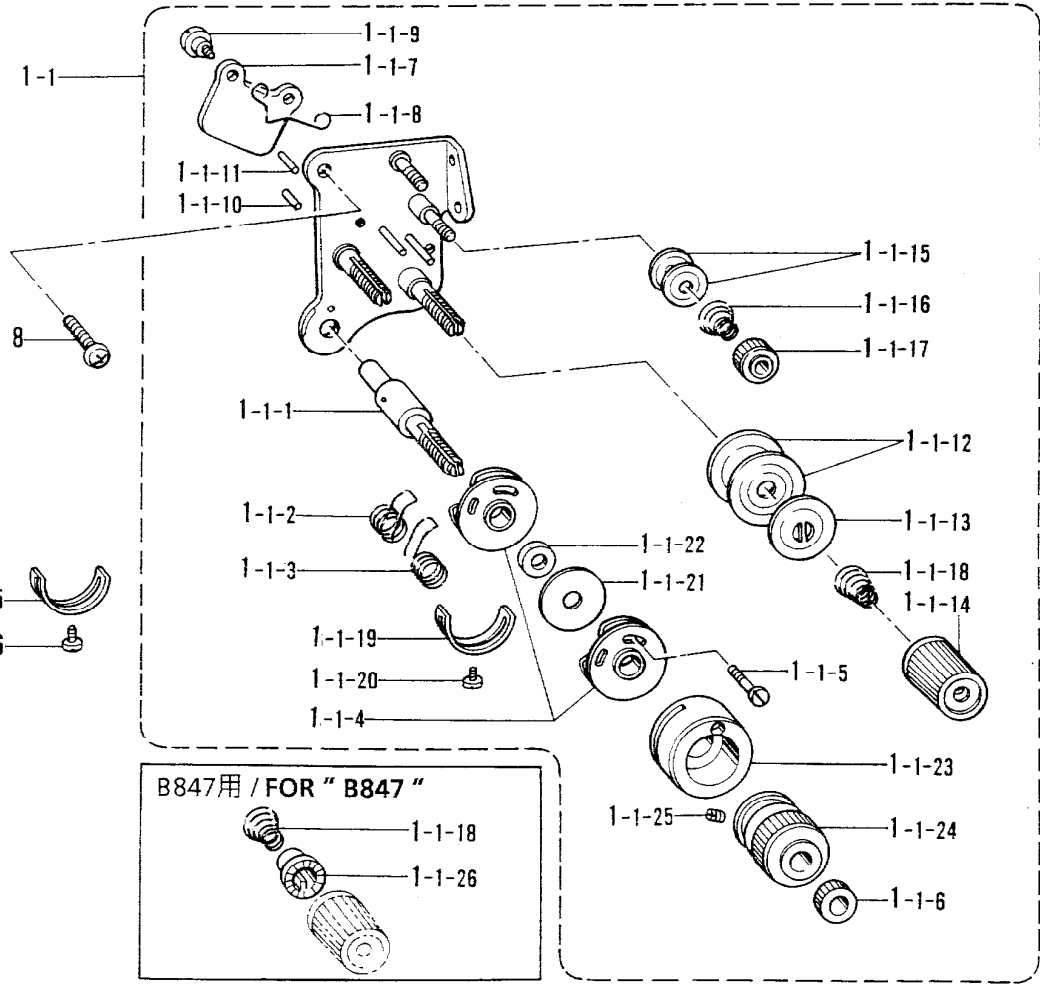
K. 下軸関係 / Lower shaft mechanism / Untere Welle / Mécanisme de l'arbre inférieur / Mecanismo del eje inferior

REF.NO.	CODE	Q'TY	ヒンメイ	NAME OF PARTS	RM
1	S38293000	1	<針幅 38.1mm 適用> カマドダイメタルL	<FOR NEEDLE GAUGE MXA. 1-1/2" > ROTARY HOOK BASE BUSH L	
2	S38249001	1	カマドダイメタルRクミ	ROTARY HOOK BASE BUSH ASSY (R)	
1	S38294000	1	<針幅 18 ~ 56mm 用> カマドダイメタルL	<FOR NEEDLE GAUGE 11/16" ~ 2-1/6" > ROTARY HOOK BASE BUSH L.W	
2	S38412001	1	カマドダイメタルRクミ	ROTARY HOOK BASE BUSH ASSY R.W	
1	S38296000	1	<針幅 52 ~ 77mm 用> カマドダイメタルL	<FOR NEEDLE GAUGE 2-1/32" ~ 3" > ROTARY HOOK BASE BUSH L.77	
2	S38414001	1	カマドダイメタルRクミ	ROTARY HOOK BASE BUSH ASSY R77	
3	014781032	2	アナクボミ 635-28X10	SET SCREW, SOCKET (CP) SM6.35	
4	S38252001	1	<スタンダード針幅 50.8mm 適用> シタジク	<NEEDLE GAUGE MXA. 2" FOR STANDARD > LOWER SHAFT, ST.	
4	S38260001	1	<スタンダード針幅 55mm 越用> シタジク	<NEEDLE GAUGE MIN. 2-5/32" FOR STANDARD > LOWER SHAFT, 75ST.	
4	S38253001	1	<糸切り用> シタジク	<FOR THREAD TRIMMER > LOWER SHAFT, TR.	
4	S38255001	1	<B847用> シタジク	<FOR "B847" > LOWER SHAFT, LOWER FEED	
5	S12445001	2	スパイラルギヤクミA	SPIRAL GEAR ASSY (A)	
5-1	112684001	2	トメネジ6.35	SET SCREW, SM6.35	
5-2	100251001	4	トメネジ6.35	SET SCREW, SM6.35	
5-3	131007001	6	トメネジ6.35クボミ	SET SCREW, (CP) SM6.35	
9	181486001	1	<スタンダード用> ジヨウゲヘンシンリンクミ	<FOR STANDARD > VERTICAL FEED ECCENTRIC WHEEL ASSY	
9	148804101	1	<糸切り用> ジヨウゲヘンシンリンクミ	<FOR THREAD TRIMMER > VERTICAL FEED ECCENTRIC WHEEL ASSY	
9-1	112684001	1	トメネジ6.35	SET SCREW, SM6.35	
10	S07446001	1	タマジクウケクミ	BALL BEARING ASSY	
10-1	S07447001	1	タマジクウケブツシュ	BALL BEARING BUSH	
10-2	072600480	1	タマジクウケ6004ZZNR	BALL BEARING, 6004ZZNR	
10-3	148821001	1	アナトメネジ6.35トガリ	SET SCREW, SOCKET (CN) SM6.35	
10-4	014771022	1	アナトメネジ6.35クボミ	SET SCREW, SOCKET (CP) SM6.35	
11	S38237001	1	<ファンデーション-3,-5,B847用> タイミングプーリDオオクミ	<FOR Foundatoin Spec. , "-3", "-5" & B847 > TIMING PULLEY D ASSY SET	
11-1	S38245051	1	タイミングプーリDクミ	TIMING PULLEY D ASSY	
11	S38238001	1	<切り替えミシン用> タイミングプーリDオオクミ	<FOR Needle or Drop Feed Switching Spec. > TIMING PULLEY D ASSY SET	
11-1	S38440051	1	タイミングプーリDクミ	TIMING PULLEY D ASSY	
11-2	158115001	1	タマジクウケ6204ZZNR	BALL BEARING, 6204ZZNR	
13	144875001	1	プランジャー	PLUNGER	
14	S38268001	1	プランジャーバネ	PLUNGER SPRING	
15	S38442001	1	シメネジ	SCREW, SM6.35X5	
16	014771022	1	<B842用> アナトメネジ6.35クボミ	<FOR "B842" > SET SCREW, SOCKET (CP) SM6.35	
17	148821001	1	アナトメネジ6.35トガリ	SET SCREW, SOCKET (CN) SM6.35	
16	014771022	2	<B847用> アナトメネジ6.35クボミ	<FOR "B847" > SET SCREW, SOCKET (CP) SM6.35	



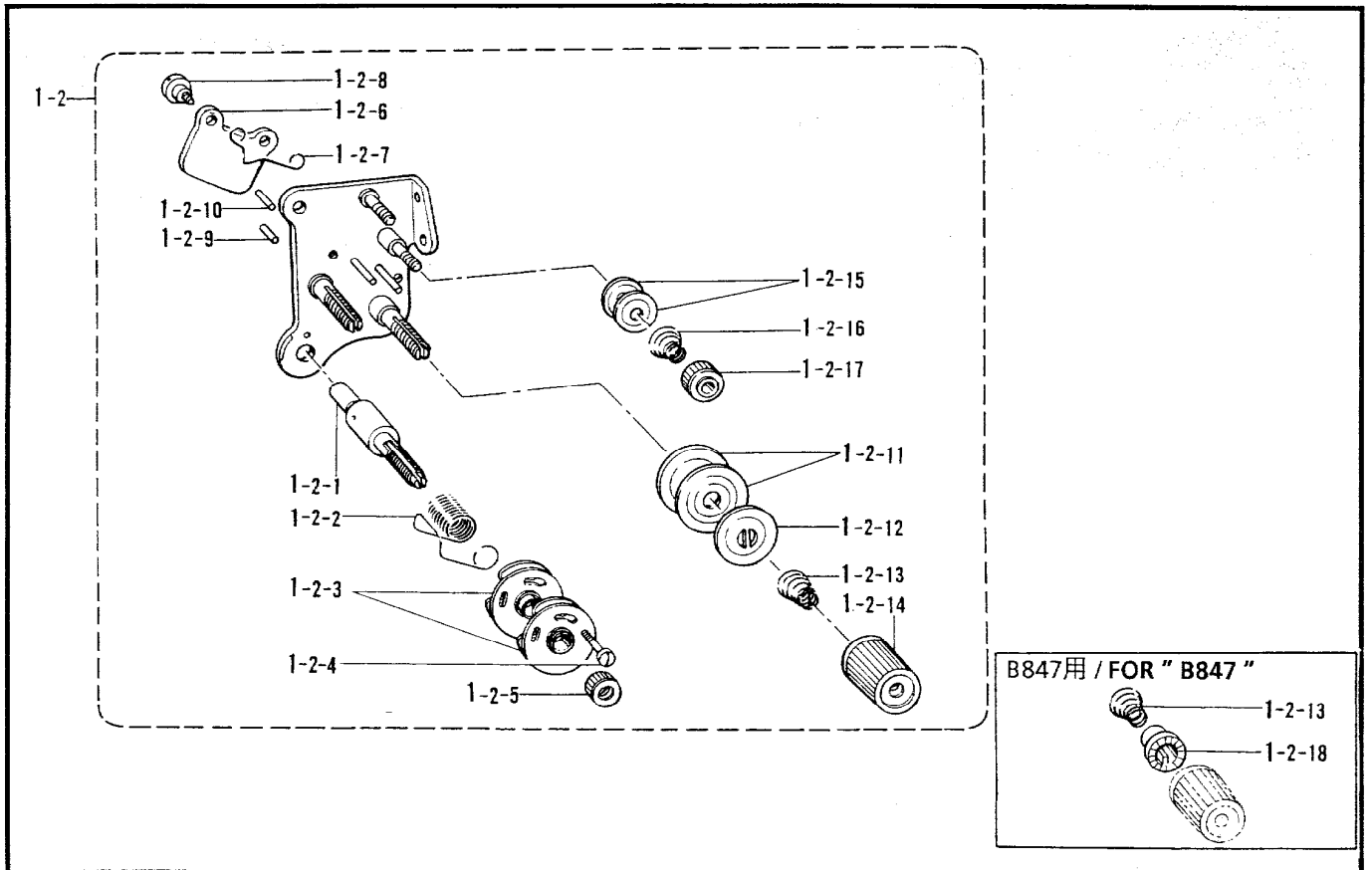
スタンダード幅広用
/ FOR STANDARD WIDE SPEC.

Diagram showing components 11, 14, and 15. Component 11 is a hook, 14 is a spring, and 15 is a pin.



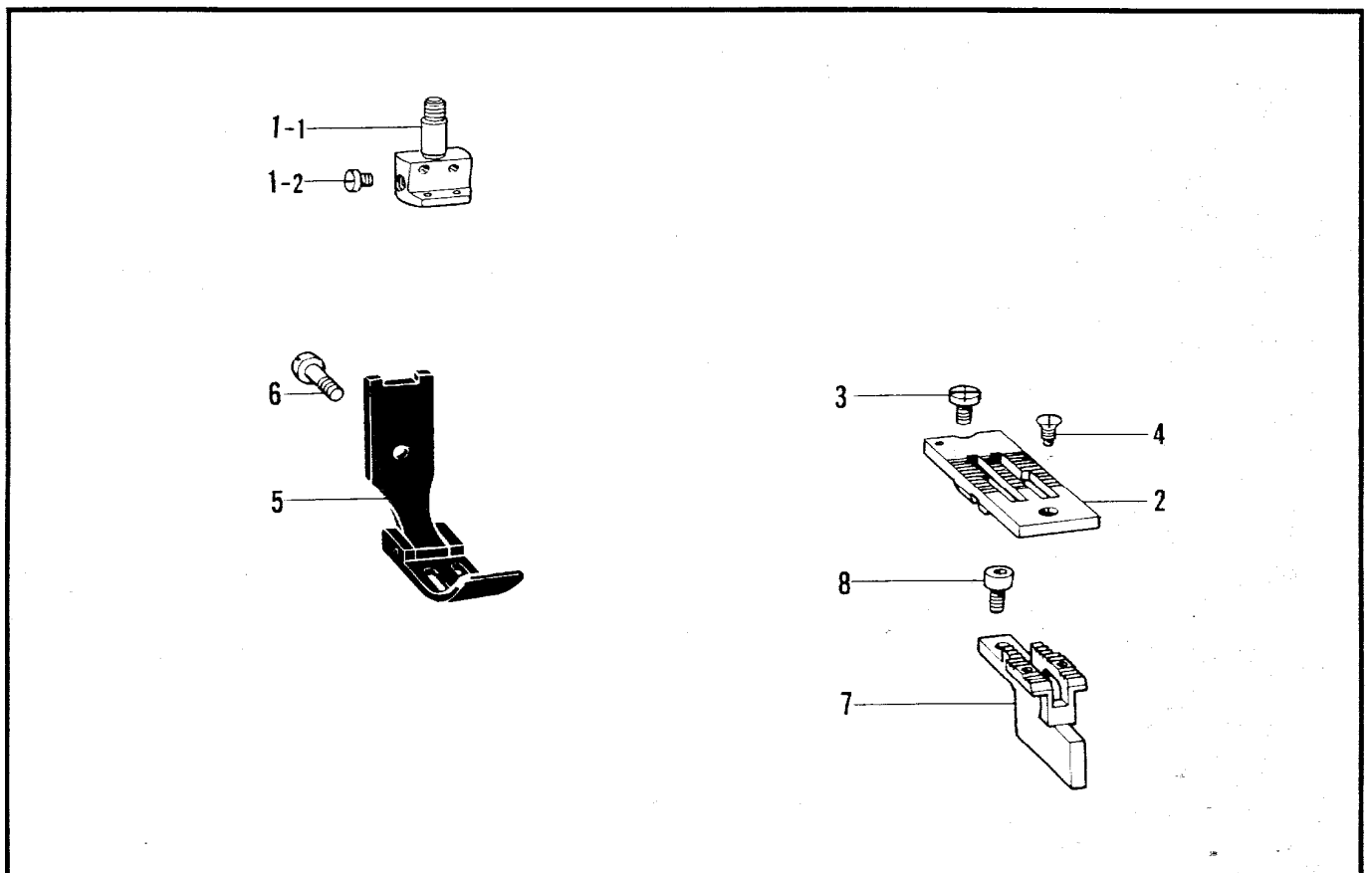
From the library of: Diamond Needle Corp

L2 . 糸通シ関係 / I threading mechanism / Fadentunrungsvoerrichtung / Mecanisme de l'entilage / Mecanismo del enhebrado



118-W42-401

M . ゲージ関係 / Gauge parts / Lehren / Pièces du jauge / Piezas de calibradores



118-W42-231

L2. 糸通シ関係 / Threading mechanism / Fadenführungsrichtung / Mécanisme de l'enfilage / Mecanismo del enhebrado

REF.NO.	CODE	Q'TY	ヒンメイ	NAME OF PARTS	RM
1-2 1-2-13	S07492209 S07490001	1 2	“シングル糸取り装置” <-3,-5用> ウワイトチヨウシクミ イトチヨウシバネ	“SINGLE THREAD TENSION MECHANISM” <FOR “-3”, “-5”> UPPER THREAD TENSION ASSY, S SPRING, TENSION ADJUST	
1-2 1-2-13 1-2-18	S30533209 144110001 144105000	1 2 2	<ファンデーション用> ウワイトチヨウシクミ シタルーバイトチヨウシバネ チヨウシバネウエザガネ	<FOR FOUNDATION SPEC.> UPPER THREAD TENSION ASSY, S-F THREAD TENSION ADJUST SPRING FLANGE WASHER, TENSION SPRING	
1-2 1-2-13 1-2-18	S07491209 148851001 144105000	1 2 2	< B847用 > ウワイトチヨウシクミ ハライトチヨウシバネ チヨウシバネウエザガネ	<FOR “ B847”> UPPER THREAD TENSION ASSY, S-1 THREAD TENSION ADJUST SPRING FLANGE WASHER, TENSION SPRING	
1-2-1 1-2-2 1-2-3 1-2-4 1-2-5 1-2-6 1-2-7 1-2-8 1-2-9 1-2-10 1-2-11 1-2-12 1-2-14 1-2-15 1-2-16 1-2-17	144680001 155491001 108254001 144682001 108265009 S07487101 S38274001 112712001 158769001 S07488001 145446001 159805001 149566109 144504001 154560001 155510001	1 1 2 1 1 1 1 2 1 1 4 2 2 4 2 2	チヨウシジク イトトリバネ イトトリバネアンナイクミ シメネジ2.38 イトチヨウシナツト イトユルメイタ イトユルメバネ ダンネジ3.57 イトユルメピンR イトユルメピンL イトチヨウシサラ イトチヨウシサラオサエ イトチヨウシナツト イトアンナイサラ プレテンションバネA イトチヨウシナツト	TENSION STUD THREAD TAKE-UP SPRING TENSION SPRING GUIDE ASSY SCREW, SM2.38 TENSION NUT TENSION RELEASE PLATE SPRING, TENSION RELEASE SHOULDER SCREW, SM3.57 PIN, TENSION RELEASE (R) PIN, TENSION RELEASE (L) TENSION DISC TENSION DISC PRESSER TENSION NUT THREAD GUIDE DISC SPRING, PRE-TENSION (A) TENSION NUT	

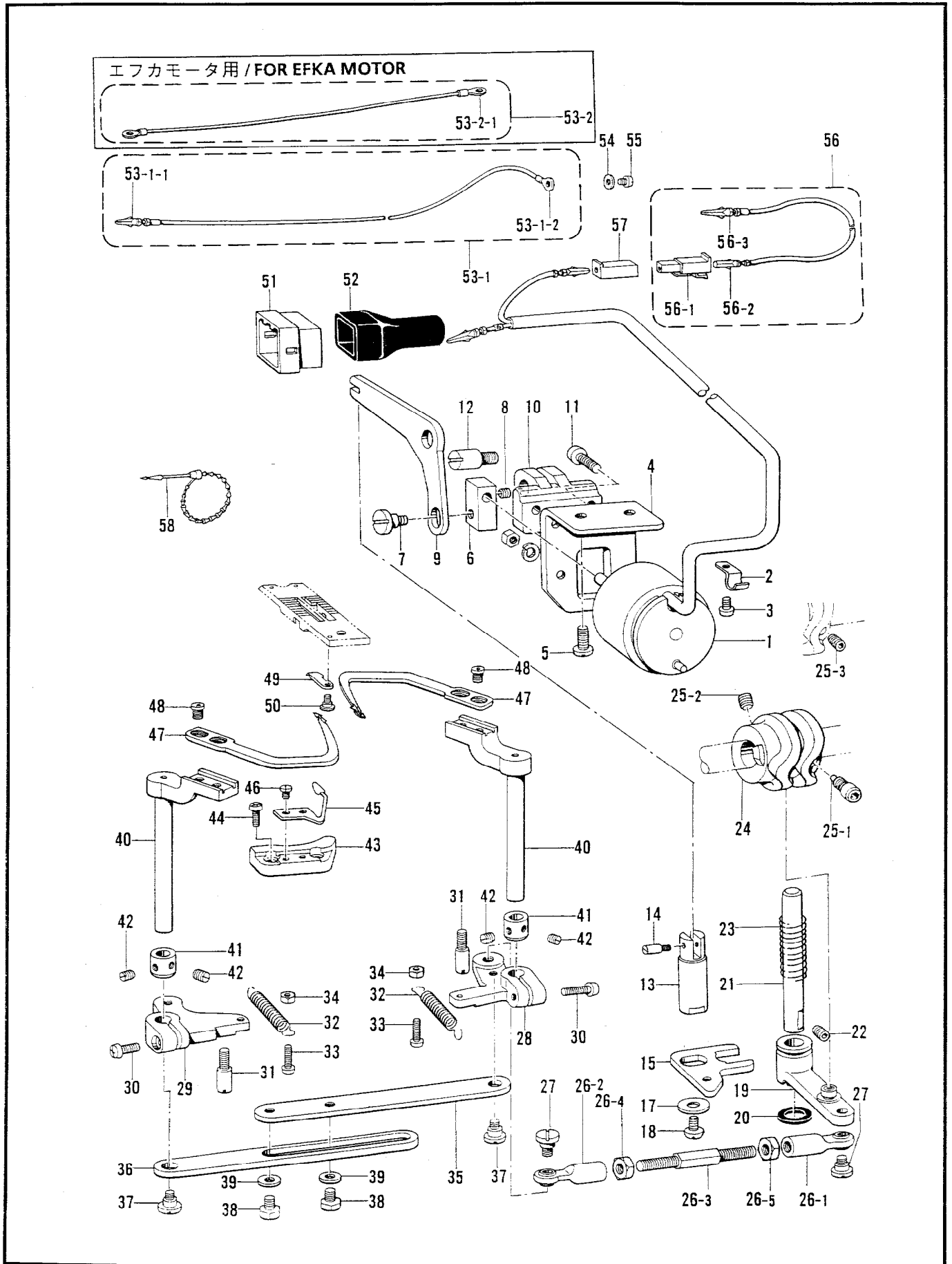
118-W42-401

M. ゲージ関係 / Gauge parts / Lehren / Pièces du jauge / Piezas de calibradores

REF.NO.	CODE	Q'TY	ヒンメイ	NAME OF PARTS	RM
1 1-1 2 3	※ 116323001 ※ S11244001	1 2 1 1	ハリダキクミ シメネジ3.57 ハリイタ(クミ) シメネジ4.37	NEEDLE CLAMP ASSY SCREW, SM3.57 NEEDLE PLATE (ASSY) SCREW, SM4.37	
4 4	100032004 117160001	1 1	<一般用> サラネジ4.37 <ファンデーション仕様> サラネジ4.37	<FOR NORMAL USE> SCREW, FLAT SM4.37 <FOR FOUNDATION SPEC.> SCREW, FLAT SM4.37	
5 6 7	※ 113050001	1 1 1	オサエクミ シメネジ3.57 オクリバ	PRESSER FOOT ASSY SCREW, SM3.57 FEED DOG	
8 8	S07494001 116283001	2 2	<一般用> シメネジ3.18 <ファンデーション仕様> シメネジ3.18	<FOR NORMAL USE> SCREW, SM3.18 <FOR FOUNDATION SPEC.> SCREW, SM3.18	

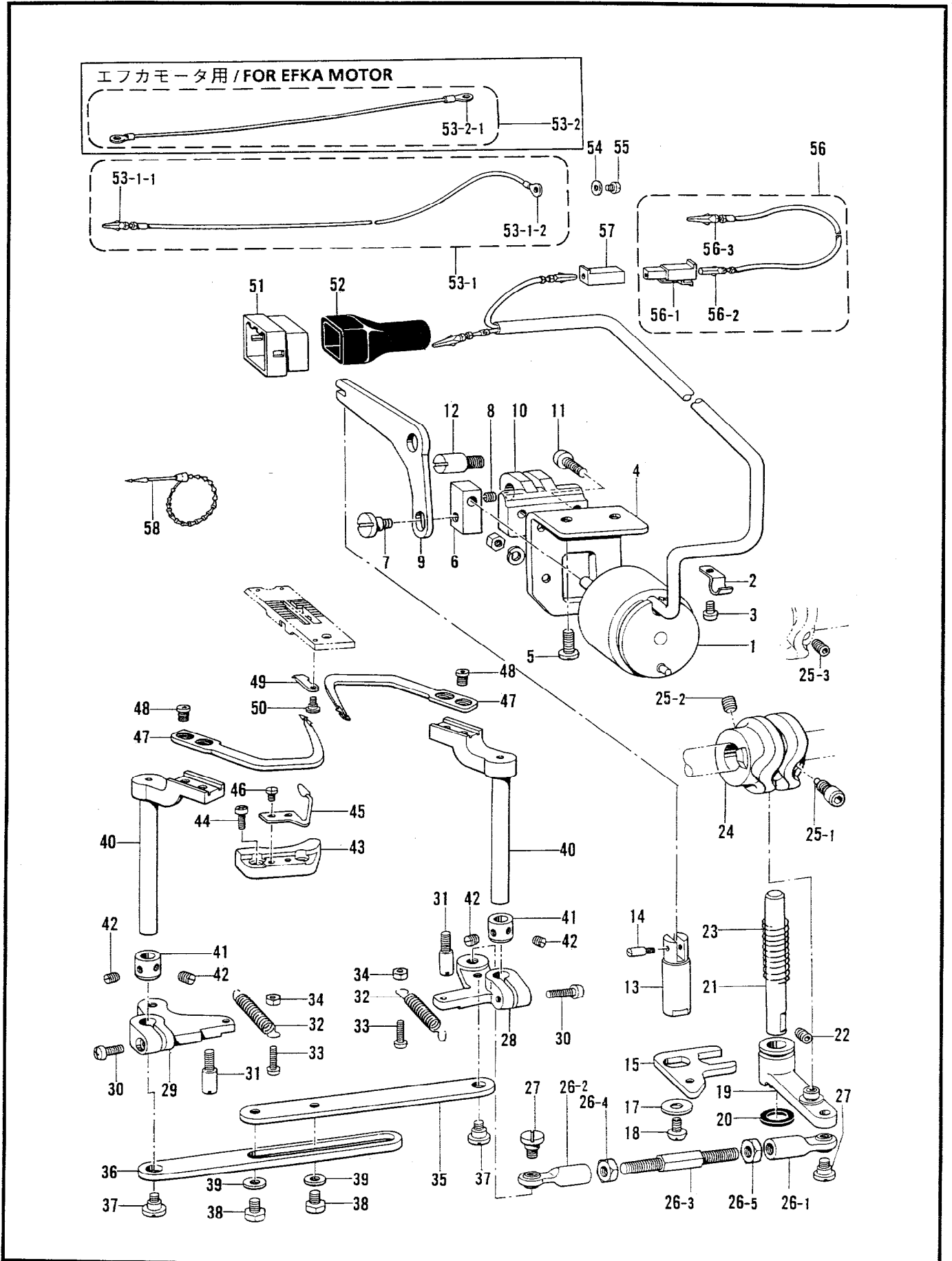
118-W42-231

N. 糸切り関係 (糸切り) / Thread trimmer mechanism (Thread Trimmer)
 / Fadenabschneidevorrichtung (Fadenabschneider) / Mécanisme de coupe-fil (Coupe-fil)
 / Mecanismo de la cortadura de hiros (Cortahilos)



N. 糸切り関係 (糸切り) / Thread trimmer mechanism (Thread Trimmer)
 / Fadenabschneidevorrichtung (Fadenabschneider) / Mécanisme de coupe-fil (Coupe-fil)
 / Mecanismo de la cortadura de hiros (Cortahilos)

REF.NO.	CODE	Q'TY	ヒンメイ	NAME OF PARTS	RM
1	S18884009	1	<DCモータ用> イトキリソレノイド	<FOR DC MOTOR> THREAD TRIMMER SOLENOID	
1	S07495009	1	<エフカモータ用> _____	<FOR EFKA MOTOR> THREAD TRIMMER SOLENOID	
2	140647001	1	コードオサエ	CORD HOLDER	
3	062670512	1	ナベコ357-40X5	SCREW, PAN SM3.57-40X5	
4	S07496001	1	ソレノイドシジイタ	THREAD TRIM. SOL. BRACKET	
5	110201001	2	シメネジ6.35	SCREW, SM6.35	
6	S07497101	1	ソレノイドツギテ	THREAD TRIMMING SOLENOID JOINT	
7	144526001	1	ダンネジ4.37	SHOULDER SCREW, SM4.37	
8	014680622	1	アナトメネジ4.37クボミ	SET SCREW, SOCKET (CP) SM4.37	
9	S07498001	1	ソレノイドレバー	THREAD TRIMMING SOLENOID LEVER	
10	S07499001	1	ソレノイドレバーウケ	THR. TRIM. SOL. LEVER BRACKET	
11	062711012	2	ナベコ476-32X10	SCREW, PAN SM4.76-32X10	
12	S07500001	1	ソレノイドレバージク	THREAD TRIM. SOL. LEVER STUD	
13	S07501001	1	イトキリジク	THREAD TRIMMING DRIVING ROD	
14	148546001	1	プランジャピン	PLUNGER PIN	
15	S07502101	1	イトキリジクイタ	THR. TRIM. DRIVING ROD PLATE	
17	116662003	1	ザガネ	WASHER	
18	062711012	1	ナベコ476-32X10	SCREW, PAN SM4.76-32X10	
19	S34444001	1	シユレバークミ	KNIFE MAIN LEVER SHAFT	
20	148559100	1	ゴム	RUBBER	
21	S07508001	1	シユレバージク	KNIFE MAIN LEVER SHAFT	
22	014781032	1	アナクボミ635-28X10	SET SCREW, SOCKET (CP) SM6.35	
23	S07509001	1	シユレバーバネ	SPRING, COMPRESSION	
24	S07510001	1	イトキリカム	THREAD TRIMMING CAM	
25-1	148574001	1	<一般用> セットネジ6.35	<FOR GENERAL USE> SET SCREW, SOCKET SM6.35	
25-2	014771022	1	アナトメネジ6.35クボミ	SET SCREW, SOCKET (CP) SM6.35	
25-3	014771022	2	<-1用> アナトメネジ6.35クボミ	<FOR "-1" > SET SCREW, SOCKET (CP) SM6.35	
26	S07511001	1	ナガサチヨウセツレンカンクミ	LENG. ADJ. CONNECTING ROD ASSY	
26-1	S07512001	1	タマツギテRクミ	ROUND JOINT (R) ASSY	
26-2	S07514001	1	タマツギテLクミ	ROUND JOINT (L) ASSY	
26-3	S07516001	1	ナガサチヨウセツレンカン	LENGTH ADJUST CONNECTING ROD	
26-4	148592001	1	ナツト5.95	NUT, SM5.95	
26-5	100022005	1	ナツト5.95	NUT, SM5.95	
27	141494001	2	タマツギテダンネジ	SHOULDER SCREW	
28	S38419001	1	イトキリレバーR	THREAD TRIMMING LEVER (R)	
29	S38420001	1	イトキリレバーL	THREAD TRIMMING LEVER (L)	
30	062681212	2	ナベコ437-40X12	SCREW, PAN SM4.37-40X12	
31	S07519001	2	ストツパーネジ4.76	STOPPER SCREW, SM4.76	
32	S07520001	2	イトキリレバーバネ	SPRING, EXTENSION	
33	062671412	2	ナベコ357-40X14	SCREW, PAN SM3.57-40X14	
34	021670102	2	ナツト1シユ3.57	NUT, 1 SM3.57	
35	S07521001	1	イトキリレンカンR	THR. TRIM. CONNECTING ROD (R)	
36	S07522001	1	イトキリレンカンL	THR. TRIM. CONNECTING ROD (L)	
37	144526001	2	ダンネジ4.37	SHOULDER SCREW, SM4.37	
38	146360002	2	ボルト4.76X7	BOLT, SM4.76X7	
39	025710232	2	ヒラザガネチユウ4.76	WASHER, PLAIN M 4.76	



IV. 糸切ノ機構 (糸切ノ) // Thread trimmer mechanism (Thread trimmer)

/ Fadenabschneidevorrichtung (Fadenabschneider) / Mécanisme de coupe-fil (Coupe-fil)

/ Mecanismo de la cortadura de hiros (Cortahilos)

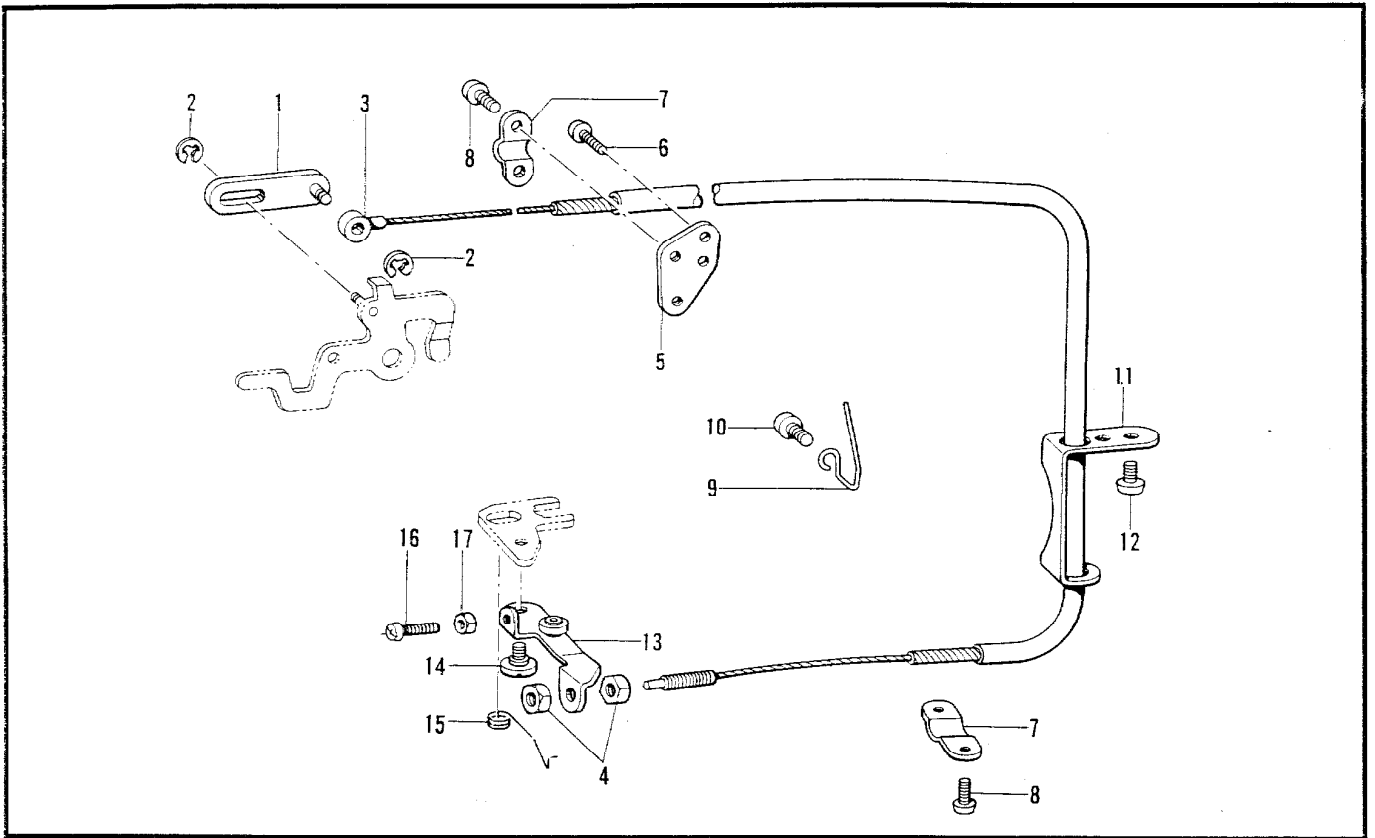
REF.NO.	CODE	Q'TY	ヒンメイ	NAME OF PARTS	RM
40	S07523101	2	イドウハレバー	MOVEBLE KNIFE LEVER	
41	120752001	2	セットカラー	SET SCREW COLLAR	
42	100251001	4	トメネジ6.35	SET SCREW, SM6.35	
43	S07524101	2	イドウハウケ	MOVABLE KNIFE BRACKET	
44	062670812	4	ナベコ3.57-40X8	SCREW, PAN SM3.57-40X8	
45	S07525000	2	シタイトホジバネ	SPRING, PLATE	
46	141544001	4	シメネジ3.18	SCREW, SM3.18	
47	S07526201	2	イドウハ	MOVABLE KNIFE	
48	148536001	4	シメネジ4.37	SCREW, SM4.37	
49	S07527001	2	コテイハ	FIXED KNIFE	
50	148539101	2	ダンネジ2.38	SHOULDER SCREW, SM2.38	
54	S02745001	1	ザガネ	WASHER	
55	062680663	1	ナベコ437-40X6	SCREW, PAN SM4.37-40X6	
59	146354001	1	ザガネ	WASHER, PLAIN 5	

51	153969000	1	<DCモータ用> ナイロンコネクタ12P	<FOR DC MOTOR> NYLON CONNECTOR (12P)	
52	S03815001	1	コネクタキャップ6	CONNECTOR CAP 6	
53	S18889001	1	アースセンクミ	GROUND WIRE ASSY	
53-1	S03328000	1	ピンターミナルオスL	TERMINAL PIN (L)(MALE)	
53-2	204569001	1	アツタンシ4.5X14	TERMINAL, 4.5X14	
56	S11210000	1	Wコード5クミ	W-CORD (S) ASSY	
56-1	S11684000	1	コネクタ3191-01R1	CONNECTOR, (3191-01R1)	
56-2	143548000	1	ピンターミナルメス	TERMINAL PIN (FEMALE)	
56-3	143549000	1	ピンターミナルオス	TERMINAL PIN (MALE)	
57	S11683000	1	コネクタ3191-01P1	CONNECTOR (3191-01P1)	
58	340400001	2	ユニタイバンド	BEAD BAND	

53	S06004001	1	<エフカモータ用> -----	<FOR EFKA MOTOR> GROUND WIRE ASSY	
53-2	204569001	2	-----	TERMINAL, 4.5X14	

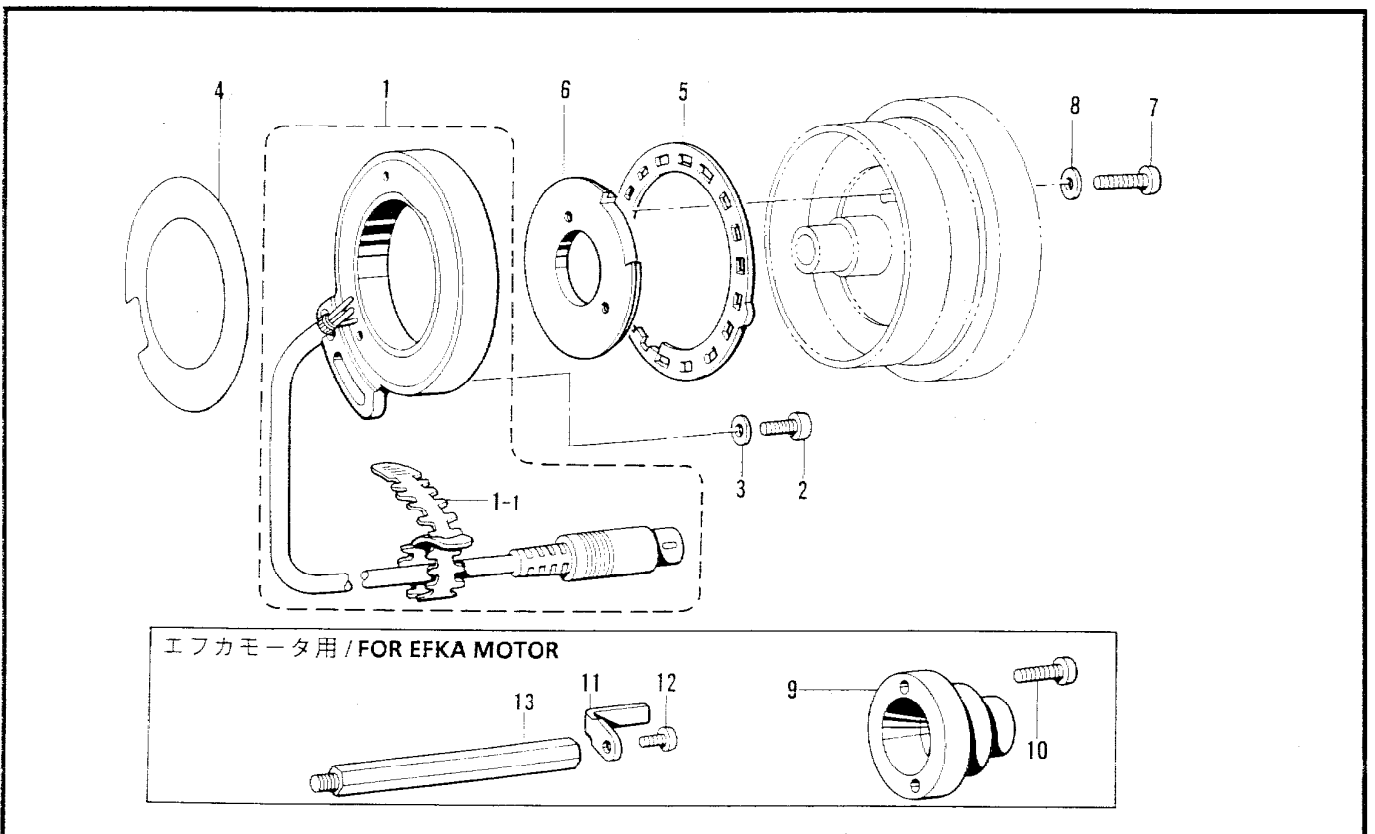
47	S29797201	2	" オプションパーツ " <ケブラー糸用> イドウハ	" OPTION PARTS " <FOR KEVLAR THREAD> MOVABLE KNIFE, HARD MATERIAL	
49	S29437001	2	コテイハ コテイハチョウコウ	FIXED KNIFE, HARD MATERIAL	

P. 糸緩×関係 (糸切り) / Tension release mechanism (Thread Trimmer)
 / Spannungsverminderungsvorrichtung (Fadenabschneider)
 / Mécanisme de la lâche de tension (Coupe-fil)
 / Mecanismo relajador de tensión (Cortahilos)



118-W42-404

Q. 針位置検出器関係 / Synchronizer / Synchronisator / Synchronisateur / Sincronizador



エフカモータ用 / FOR EFKA MOTOR

118-W42-501

P. 糸緩メ関係 (糸切り) / Tension release mechanism (Thread Trimmer)
 / Spannungsverminderungsvorrichtung (Fadenabschneider)
 / Mécanisme de la lâche de tension (Coupe-fil)
 / Mecanismo relajador de tensión (Cortahilos)

REF.NO.	CODE	Q'TY	ヒンメイ	NAME OF PARTS	RM
1	S07529001	1	イトユルメレンカンクミ	TENSION RELEASE CONNECTING ROD ASSY	
2	048030342	2	トメワE3	RETAINING RING, E3	
3	S07528000	1	イトユルメワイヤ	TENSION RELEASE WIRE	
4	110161004	2	ナツト4.76	NUT, SM4.76	
5	S07533001	1	ワイヤーオサエシジイタ	WIRE HOLDER BASE	
6	062670812	2	ナベコ3.57-40X8	SCREW, PAN SM3.57-40X8	
7	154607001	2	イトユルメワイヤーオサエD	TENSION RELEASE WIRE HOLDER (D)	
8	062670512	4	ナベコ357-40X5	SCREW, PAN SM3.57-40X5	
9	S07531001	1	ワイヤーホルダー	WIRE HOLDER	
10	062680812	1	ナベコ437-40X8	SCREW, PAN SM4.37-40X8	
11	S07532001	1	ワイヤーアンナイ	WIRE GUIDE	
12	062710612	2	ナベコ476-32X6	SCREW, PAN SM4.76-32X6	
13	S07534001	1	イトユルメレバークミ	TENSION RELEASE LEVER ASSY	
14	149127001	1	ダンネジ6.35	SHOULDER SCREW, SM6.35	
15	S33831000	1	イトユルメレバーバネ	SPRING, TENSION RELEASE LEVER	
16	062661212	1	ナベコ318-40X12	SCREW, PAN SM3.18-40X12	
17	021660102	1	ナツト1シユ3.18	NUT, 1 SM3.18	

118-U42-404

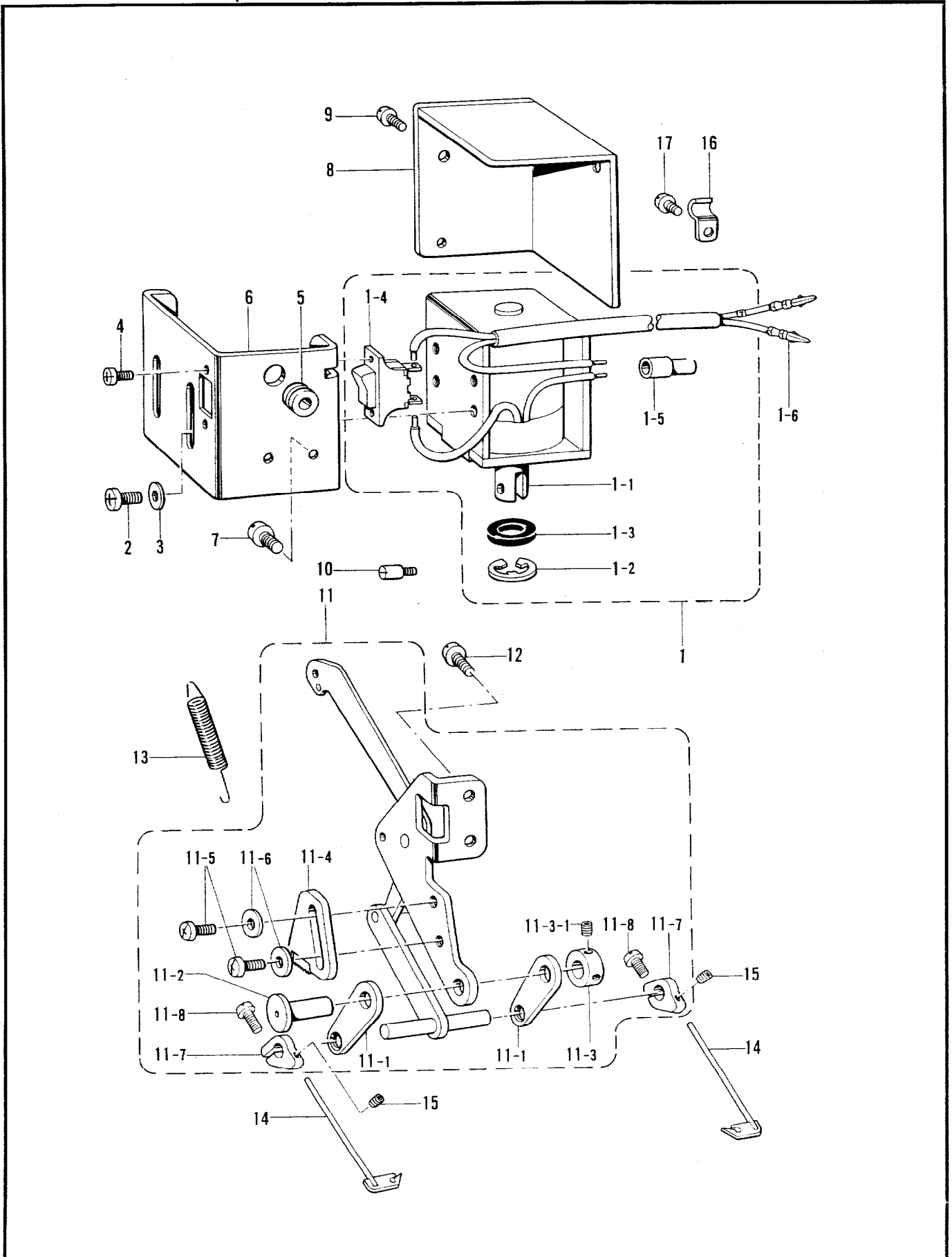
Q. 針位置検出器関係 / Synchronizer / Synchronisator / Synchronisateur / Sincronizador

REF.NO.	CODE	Q'TY	ヒンメイ	NAME OF PARTS	RM
1	237950001	1	シンクロナイザクミ#14G2	SYNCHRONIZER ASSY, #14G2	
1-1	228475000	1	ケツソクバンド1.9X80	FASTENING BAND, 1.9X80	
2	062711012	1	ナベコ476-32X10	SCREW, PAN SM4.76-32X10	
3	113431002	1	ザガネ	WASHER	
4	S06241000	1	ゼツエンシート	INSULATION SHEET	
5	S06242001	1	ソクドシレイイタ	SPEED COMMAND PLATE	
6	S06243101	1	ハリウエイタ	NEEDLE UPPER PLATE	
7	062681612	2	ナベコ437-40X16	SCREW, PAN SM4.37-40X16	
8	100645003	2	ザガネ	WASHER	

9	148825001	1	<エフカモータ用> _____	<FOR EFKA MOTOR> SLIP RING JOINT	
10	062711412	2	_____	SCREW, PAN SM4.76-32X14	
11	158775001	1	_____	SYNCHRONIZER SUPPORT	
12	062680812	1	_____	SCREW, PAN SM4.37-40X8	
13	158776001	1	_____	SYNCHRONIZER SUPPORT STUD	

118-W42-501

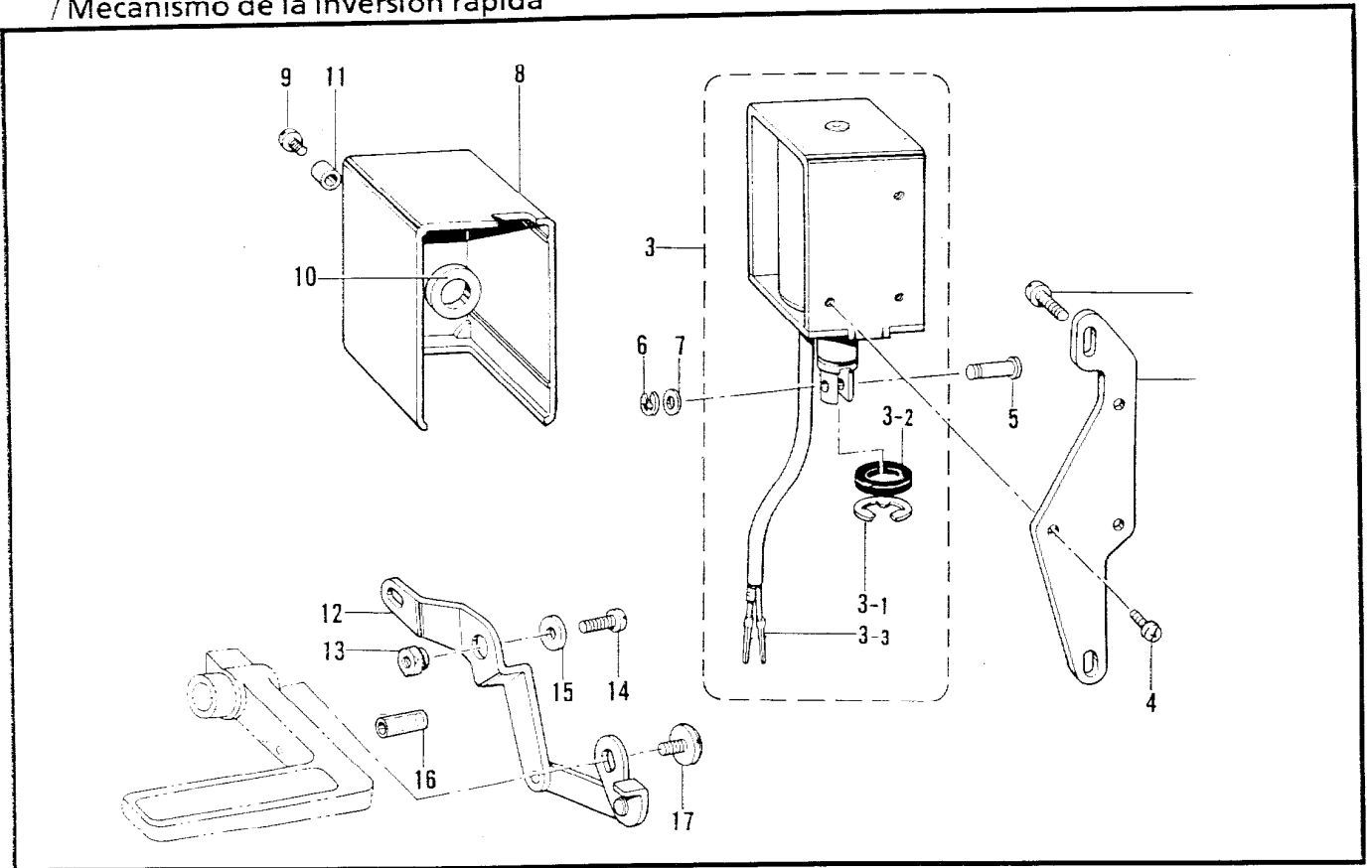
R. 糸払イ関係 (糸切り) / Thread wiper mechanism (Thread Trimmer)
 / Fadenwischvorrichtung (Fadenabschneider) / Mécanisme de tire-fil (Coupe-fil)
 / Mecanismo del limpiador de hilo (Cortahilos)



R. 糸払イ関係(糸切り) / Thread wiper mechanism (Thread Trimmer)
 / Fadenwischvorrichtung (Fadenabschneider) / Mécanisme de tire-fil (Coupe-fil)
 / Mecanismo del limpiador de hilo (Cortahilos)

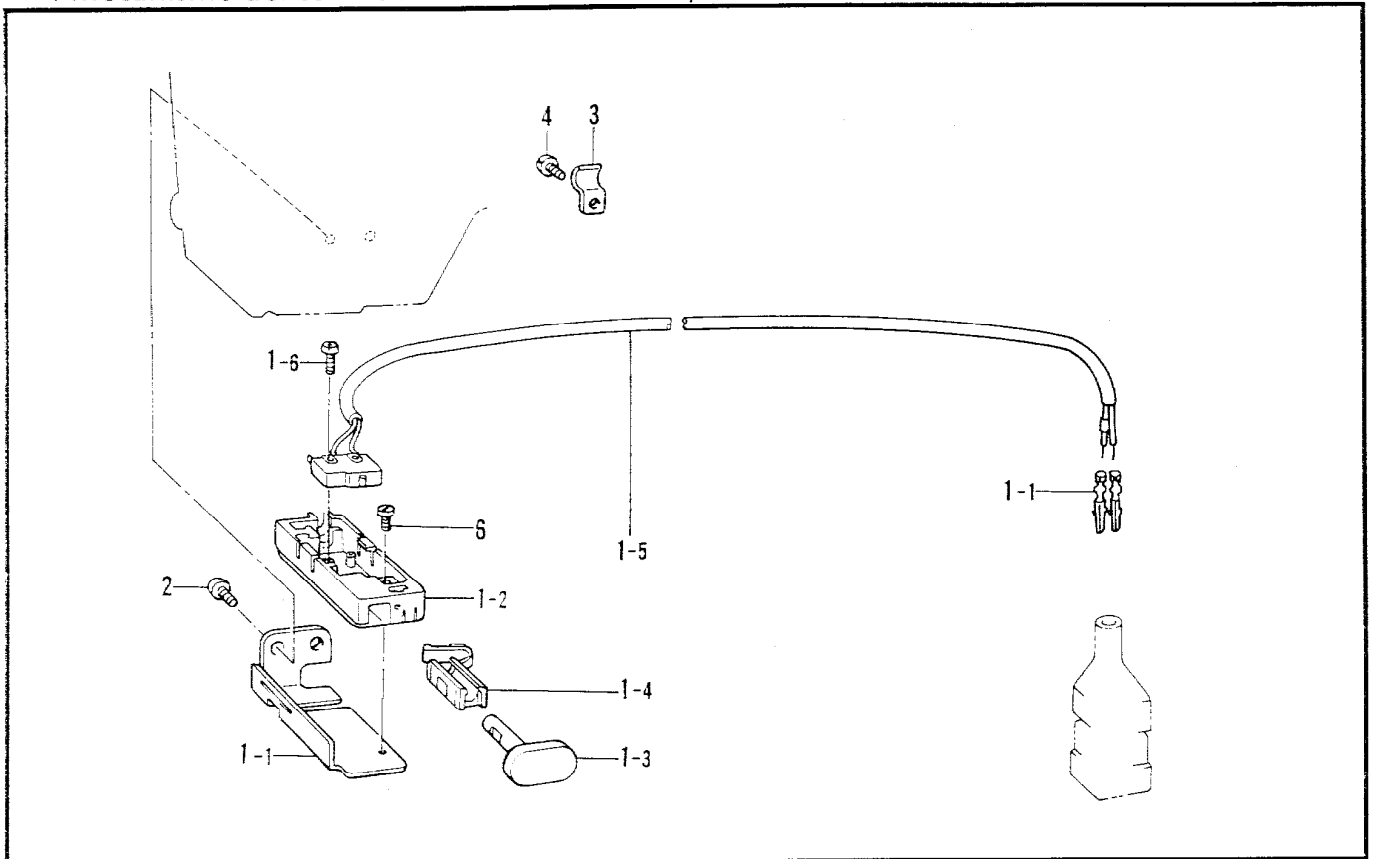
REF.NO.	CODE	Q'TY	ヒンメイ	NAME OF PARTS	RM
1	S07537209	1	<DCモータ用> イトハライソレノイドクミ	<FOR DC MOTOR> THREAD WIPER SOLENOID ASSY	
1	S07540109	1	<エフカモータ用> -----	<FOR EFKA MOTOR> THREAD WIPER SOLENOID ASSY	
1-1	148511001	1	プランジャ	PLUNGER	
1-2	048090342	1	トメワE9	RETAINING RING, E9	
1-3	S38426000	1	プランジャゴム	PLUNGER RUBBER	
1-4	S02664001	1	イトハライスイッチ	THREAD WIPER SWITCH	
1-5	S02665000	1	ヘイタンセツゾクシ	CONNECTOR	
1-6	143549000	2	<DCモータ用> ピンターミナルオス	<FOR DC MOTOR> TERMINAL PIN (MALE)	
2	062401012	4	ナベコM4X10	SCREW, PAN M4X10	
3	025040232	4	ヒラザガネチユウ4	WASHER, PLAIN M 4	
4	062300612	2	ナベコ3X6	SCREW, PAN M3X6	
5	146080009	1	コードブシュ	CORD BUSH	
6	S08469009	1	ソレノイドホジイタ	SOLENOID HOLDING PLATE	
7	062680812	2	ナベコ437-40X8	SCREW, PAN SM4.37-40X8	
8	148514009	1	ソレノイドカバー	SOLENOID COVER	
9	062670512	3	ナベコ357-40X5	SCREW, PAN SM3.57-40X5	
10	148546001	1	プランジャピン	PLUNGER PIN	
11	S07542301	1	イトハライリンククミ	THREAD WIPER SOLENOID ASSY	
11-1	S07549101	2	イトハライリンクC	THREAD WIPER LINK (C)	
11-2	S07550001	1	リンクジク	THREAD WIPER LINK STUD	
11-3	139096001	1	セツトカラー	SET SCREW COLLAR	
11-3-1	014680422	2	アナトメネジ4.37クボミ	SET SCREW, SOCKET (CP) SM4.37	
11-4	S38421001	1	ストツパー	STOPPER	
11-5	062710812	2	ナベコ476-32X8	SCREW, PAN SM4.76-32X8	
11-6	025710232	2	ヒラザガネチユウ4.76	WASHER, PLAIN M 4.76	
11-7	S07552001	2	イトハライウケ	THREAD WIPER SUPPORT	
11-8	062661212	2	ナベコ318-40X12	SCREW, PAN SM3.18-40X12	
12	062711012	2	ナベコ476-32X10	SCREW, PAN SM4.76-32X10	
13	148527101	1	イトハライバネ	THREAD WIPER SPRING	
14	S07553001	2	<針幅 15.9mm 適用> イトハライ	<FOR NEEDLE GAUGE MAX. 5/8" > THREAD WIPER	
14	S07554001	2	<針幅 19.1 ~ 38.1mm 用> イトハライL	<FOR NEEDLE GAUGE 3/4" ~ 1.1/2" > THREAD WIPER (L)	
15	S07424001	2	トメネジ3.18	SET SCREW, SM3.18	
16	140647001	1	コードオサエ	CORD HOLDER	
17	062670512	1	ナベコ357-40X5	SCREW, PAN SM3.57-40X5	

S. 逆転関係 / Quick reverse mechanism / Umkehr / Mécanisme de marche arrière rapide / Mecanismo de la inversión rápida



118-W42-205

T. 逆転スイッチ関係 / Quick reverse switch mechanism / Umkehrschalter / Mécanisme de interrupteur de marche arrière rapide / Mecanismo del conmutador de inversión rápida



118-W42-508

S. 逆転関係 / Quick reverse mechanism / Umkehr / Mécanisme de marche arrière rapide
/ Mecanismo de la inversión rápida

REF.NO.	CODE	Q'TY	ヒンメイ	NAME OF PARTS	RM
1	S07385002	1	ソレノイドダイヤ	REVERSE SOLENOID BRACKET	
2	062781412	2	ナベコ635-28X14	SCREW, PAN SM6.35-28X14	
3	S18885009	1	< DCモーター用 > ギヤクテンソレノイドクミ	< FOR DC MOTOR > QUICK REVERSE SOLENOID ASSY	
3	154734009	1	< エフカモーター用 > -----	< FOR EFKA MOTOR > QUICK REVERSE SOLENOID ASSY	
3-1	154730001	1	トメワE15	RETAINING RING, E15	
3-2	154731000	1	ゴムストッパー	RUBBER STOPPER	
3-3	143549000	2	< DCモーター用 > ピンターミナルオス	< FOR DC MOTOR > TERMINAL PIN (MALE)	
4	062500812	3	ナベコ5X8	SCREW, PAN M5X8	
5	153245001	1	レンケツピン	PIN	
6	048040342	1	トメワE4	RETAINING RING, E4	
7	153138001	1	ザガネ	WASHER, PLAIN 6.5	
8	146105009	1	ソレノイドカバー	SOLENOID COVER	
9	062500812	1	ナベコ5X8	SCREW, PAN M5X8	
10	S01327001	1	ソレノイドゴム	REVERSE SOLENOID RUBBER	
11	S01328001	1	カラー	COLLAR	
12	S07381001	1	ソレノイドレバークミ	REVERSE SOLENOID LEVER ASSY	
13	149094001	1	ソレノイドレバークミ	SOLENOID LEVER STUD	
14	S01304001	1	シメネジ6.35X18	SCREW, SM6.35X18	
15	149095001	1	ザガネ	WASHER, PLAIN 6	
16	153132000	1	ナイロンチューブ	NYLON TUBE	
17	100511003	1	シメネジ4.76	SCREW, SM4.76	

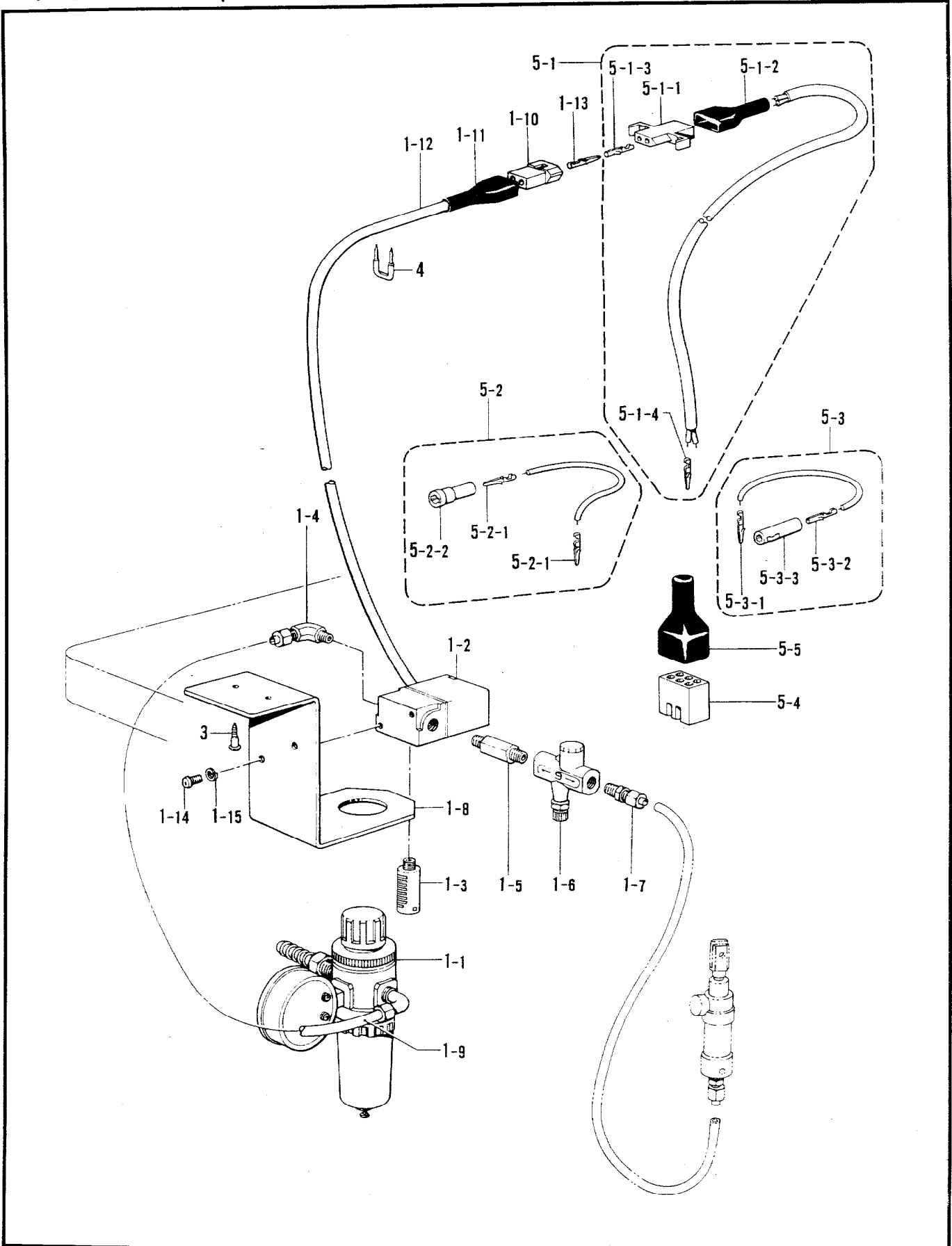
118-W42-205

T. 逆転スイッチ関係 / Quick reverse switch mechanism / Umkehrschalter
/ Mécanisme de interrupteur de marche arrière rapide
/ Mecanismo del conmutador de inversión rápida

REF.NO.	CODE	Q'TY	ヒンメイ	NAME OF PARTS	RM
1	S34279001	1	< DCモーター用 > Rアクチュエータークミ	< FOR DC MOTOR > REVERSE ACTUATOR ASSY	
1-5	S34282000	1	Rスイッチクミ	REVERSE SWITCH ASSY	
1-5-1	143549000	2	ピンターミナルオス	TERMINAL PIN (MALE)	
1	S34284001	1	< エフカモーター用 > -----	< FOR EFKA MOTOR > REVERSE ACTUATOR ASSY	
1-5	S32910000	1	-----	REVERSE SWITCH ASSY	
1-1	S34280001	1	Rスイッチササエ	REVERSE SWITCH BRACKET	
1-2	S34281000	1	Rスイッチダイヤ	REVERSE SWITCH BASE	
1-3	S32904000	1	アクチュエーター	ACTUATOR	
1-4	S32905000	1	Rスイッチバネ	SPRING, REVERSE SWITCH	
1-6	060300606	1	バインド3X6	SCREW, BIND M3X6	
2	062710612	2	ナベコ476-32X6	SCREW, PAN SM4.76-32X6	
3	140647001	1	コードオサエ	CORD HOLDER	
4	062670512	1	ナベコ357-40X5	SCREW, PAN SM3.57-40X5	

118-W42-508

U . 空圧関係 (糸切り) -700用) / Air pressure mechanism (Inread Trimmer - 700)
 / Luftdruck (Fadenabschneider " - 700 ")
 / Mécanisme de la pression d'air (Coupe-fil " - 700 ")
 / Mecanismo de la presión de aire (Cortahilos " - 700 ")



From the library of: Diamond Needle Corp

U. 空圧関係 (糸切り - /00用) / Air pressure mechanism (1hread Trimmer " - 700 ")
 / Luftdruck (Fadenabschneider " - 700 ")
 / Mécanisme de la pression d'air (Coupe-fil " - 700 ")
 / Mecanismo de la presión de aire (Cortahilos " - 700 ")

REF.NO.	CODE	Q'TY	ヒンメイ	NAME OF PARTS	RM
1	151126101	1	-----	AIR UNIT VALVE ASSY	
1-1	151153101	1	-----	AIR UNIT ASSY	
1-2	151127100	1	-----	AIR VALVE	
1-3	140682001	1	-----	SILENCER	
1-4	151147001	1	-----	1/8" ELBOW ASSY	
1-5	142037000	1	-----	SPEED CONTROLLER CONNECTOR	
1-6	142038001	1	-----	SPEED CONTROLLER	
1-7	140543000	1	-----	1/8" CONNECTOR	
1-8	154214001	1	-----	AIR UNIT HOLDER PLATE	
1-9	140540000	1	-----	AIR TUBE	
1-10	143488001	1	-----	NYLON CONNECTOR	
1-11	143489001	1	-----	CONNECTOR CAP	
1-12	154215001	1	-----	INSULATION TUBE	
1-13	143549000	2	-----	TERMINAL PIN (MALE)	
1-14	002501003	2	-----	SCREW, PAN M5X10	
1-15	028050243	2	-----	WASHER, SPRING 2-5	
3	101118001	2	-----	WOOD SCREW, ROUND M4.5X20	
4	200190001	8	-----	STAPLE	
5	S05247101	1	-----	AIR UNIT CORD ASSY	
5-1	154172001	1	-----	PRESSER FOOT LIFTER CORD ASSY	
5-1-1	143499000	1	-----	NYLON CONNECTOR	
5-1-2	143489001	1	-----	CONNECTOR CAP	
5-1-3	143548000	2	-----	TERMINAL PIN (FEMALE)	
5-1-4	143549000	2	-----	TERMINAL PIN (MALE)	
5-2	S05981000	1	-----	B-CORD 100 ASSY 2	
5-2-1	143549000	2	-----	TERMINAL PIN (MALE)	
5-2-2	146046000	1	-----	NYLON CONNECTOR	
5-3	S05982000	1	-----	W-CORD 100 ASSY	
5-3-1	143549000	1	-----	TERMINAL PIN (MALE)	
5-3-2	143548000	1	-----	TERMINAL PIN (FEMALE)	
5-3-3	146194000	1	-----	NYLON CONNECTOR	
5-4	143522000	1	-----	NYLON CONNECTOR	
5-5	220077001	1	-----	PLUG COVER (#14)	

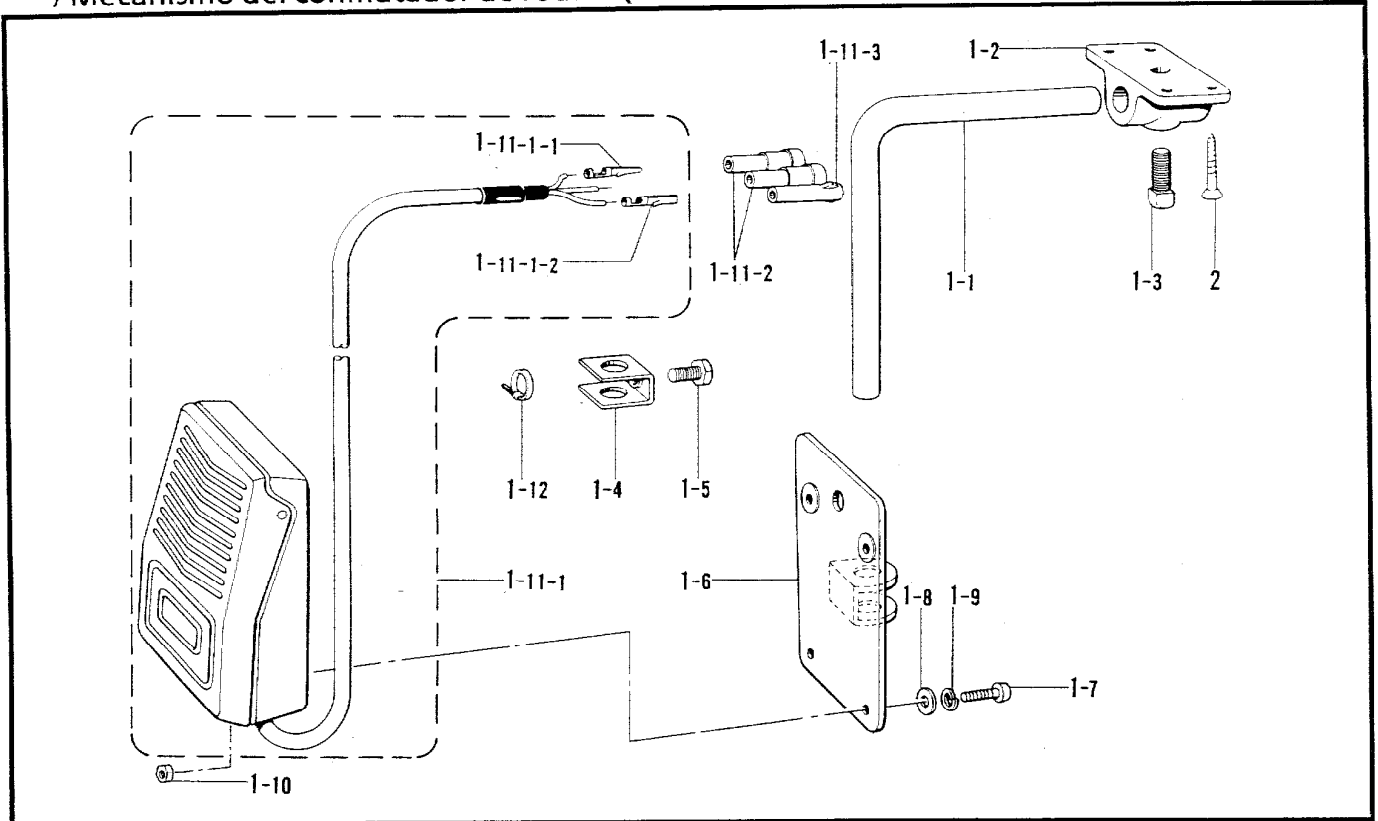
V. ヒザスイッチ関係 (糸切り -700, -900用)

/ Knee switch mechanism (Thread Trimmer " - 700 ", " - 900 ")

/ Knieschalter (Fadenabschneider " - 700 ", " - 900 ")

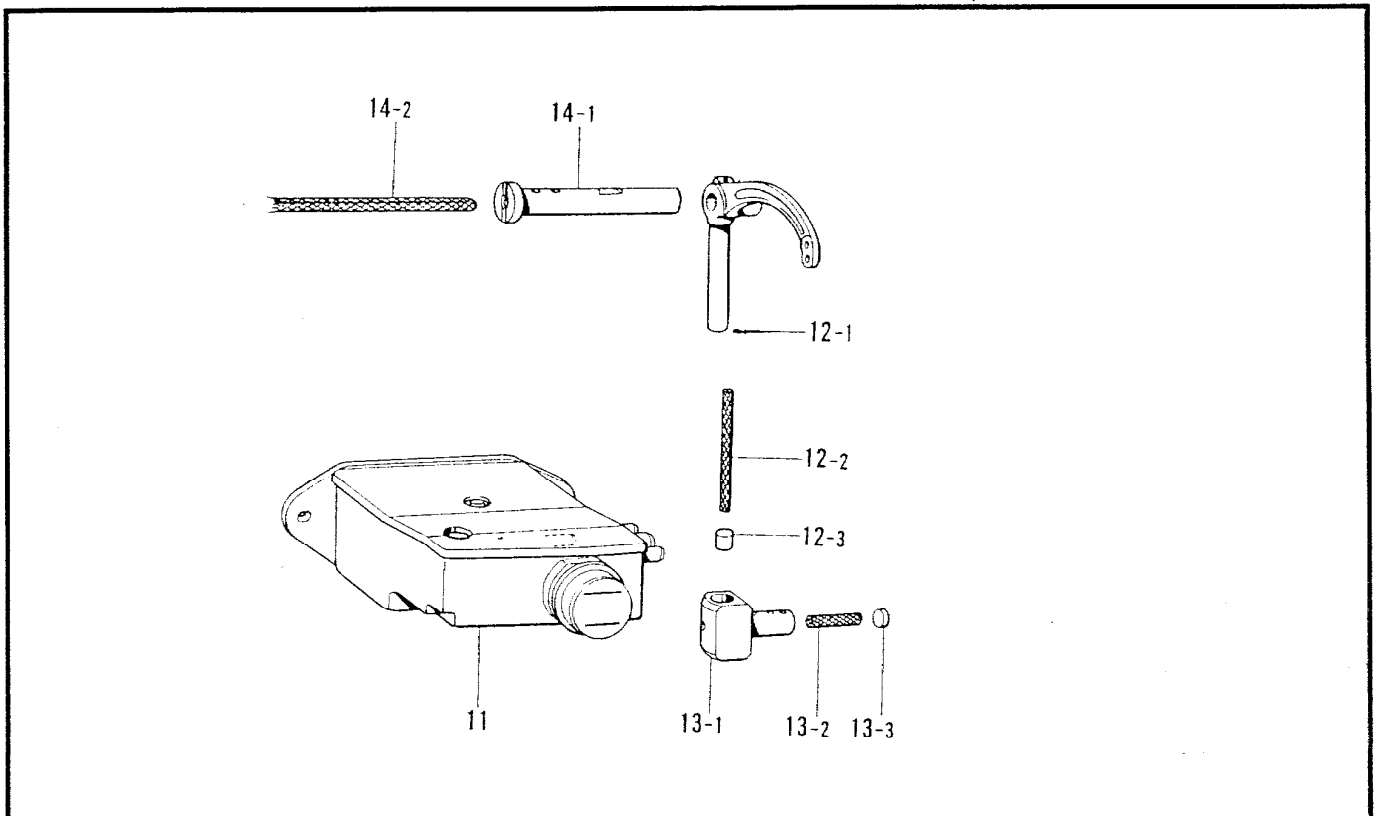
/ Mécanisme de interrupteur de genou (Coupe-fil " - 700 ", " - 900 ")

/ Mecanismo del conmutador de rodilla (Cortahilos " - 700 ", " - 900 ")



118-W42-507

W. オプション部品 / Option parts / Sonderzubehör / Pièces en option / Piezas opciona



118-W42-899

V. ヒザスイッチ関係 (糸切り -700, -900用)

/ Knee switch mechanism (Thread Trimmer " - 700 ", " - 900 ")

/ Knieschalter (Fadenabschneider " - 700 ", " - 900 ")

/ Mécanisme de interrupteur de genou (Coupe-fil " - 700 ", " - 900 ")

/ Mecanismo del conmutador de rodilla (Cortahilos " - 700 ", " - 900 ")

REF.NO.	CODE	Q'TY	ヒンメイ	NAME OF PARTS	RM
1	S07045009	1	ヒザスイッチクミ	KNEE SWITCH ASSY	
1-1	142026003	1	ヒザスイッチタテジク	KNEE SWITCH SHAFT	
1-2	142027001	1	ヒザスイッチタテジクウケ	KNEE SWITCH SHAFT BRACKET	
1-3	100463001	1	カクボルト7.94	BOLT, SM7.94	
1-4	114967001	1	ヒザアテストップバ	KNEE LIFTER PLATE STOPPER	
1-5	110087001	1	ボルト5.95	BOLT, SM5.95	
1-6	S07027001	1	ヒザスイッチトリツケイタ	KNEE LIFTER SWITCH PLATE	
1-7	062401006	4	ナベコ4X10	SCREW, PAN M4X10	
1-8	025040233	4	ヒラザガネチユウ4	WASHER, PLAIN M 4	
1-9	028040243	4	バネザガネ2-4	WASHER, SPRING 2-4	
1-10	021400164	4	ナツト1シユ4	NUT, 1 M4	
1-11	S07030009	1	スイッチコードクミ	SWITCH CORD ASSY	
1-11-1	S07031009	1	フットスイッチクミ	FOOT SWITCH ASSY	
1-11-1-1	143549000	2	ピンターミナルオス	TERMINAL PIN (MALE)	
1-11-1-2	143548000	1	ピンターミナルメス	TERMINAL PIN (FEMALE)	
1-11-2	146046000	2	ナイロンコネクタ	NYLON CONNECTOR	
1-11-3	146194000	1	ナイロンコネクター	NYLON CONNECTOR	
1-12	149799000	1	タイラツプS	BEAD BAND (S)	
2	034422503	4	+ サラモクネジ4.1X25	WOOD SCREW, FLAT M4.1X25	

118-U42-507

W. オプション部品 / Option parts / Sonderzubehör / Pièces en option / Piezas opciona

REF.NO.	CODE	Q'TY	ヒンメイ	NAME OF PARTS	RM
11	S38417001	1	オイルタンククミ	OIL TANK ASSY	
12	S38402001	1	＜ファンデーション, -3, B842TR.用＞ テンビンS3クミ	＜FOR Foundation Spec. , "-3" & " B845 with TR. " > THREAD TAKE-UP ASSY S3	
12-1	S38392001	1	テンビン	THREAD TAKE-UP, S3 TR	
12	S38403001	1	＜-5用＞ テンビンS5クミ	＜FOR "-5" > THREAD TAKE-UP ASSY S5	
12-1	S38393001	1	テンビン	THREAD TAKE-UP, S5 TR	
12	S38401001	1	＜切り替えミシン, B847用＞ テンビンS1クミ	＜FOR Needle or Drop Feed Spec. , "B847" > THREAD TAKE-UP ASSY S1	
12-1	S38391001	1	テンビン	THREAD TAKE-UP, S1	
12-2	S03289001	1	クミヒモ4X4	WICK 4X4 (L = 40)	
12-3	142274009	1	メクラセン	OIL CAP	
13	S13160001	1	テンビンスベリコ2クミ	THR. TAKE-UP SLIDE BLO. 2 ASSY ASSY	
13-1	S07338001	1	テンビンスベリコ	THREAD TAKE-UP SLIDE BLOCK	
13-2	114693001	1	クミヒモ	WICK (L = 30)	
13-3	113024000	1	クミヒモフタ	PUSHER	
14	S14506001	1	テンビンジククミ	THREAD TAKE-UP SHAFT ASSY	
14-1	S07334001	1	テンビンジク	THREAD TAKE-UP SHAFT	
14-2	S36670000	1	クミヒモ	WICK (L = 138)	

118-W42-899

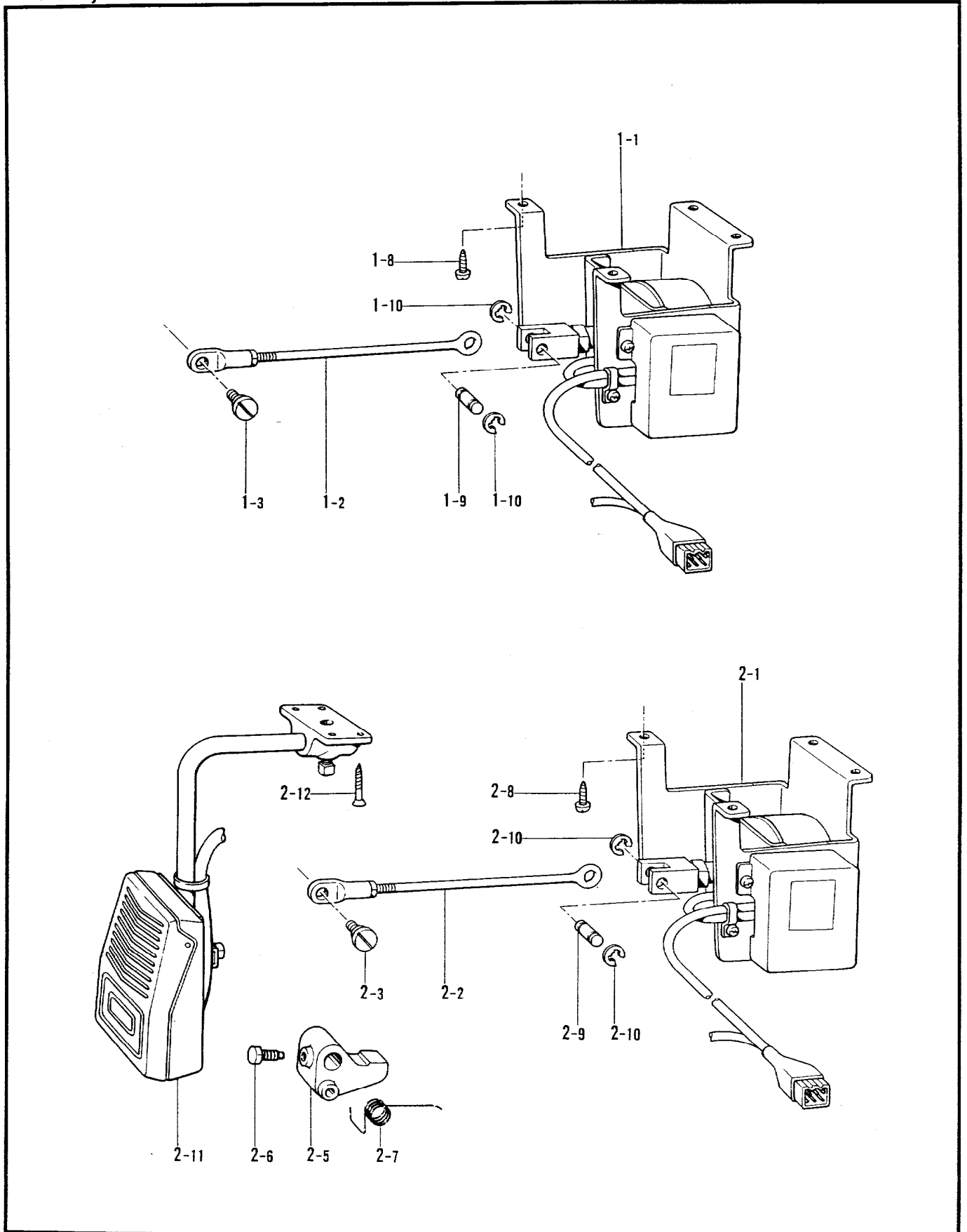
X. 電磁押工上ゲセット関係 (糸切り -900用)

/ Presser foot lifting solenoid set (Thread Trimmer " - 900 ")

/ Solenoidsatz für die Anhebung Stoffdrückerfußes (Fadenabschneider " - 900 ")

/ Jeu de solénoïde du releveur du pied presseur (Coupe-fil " - 900 ")

/ Conjunto solenoide del levantador (Cortahilos " - 900 ")



X. 電磁押工上ゲセット関係 (糸切り -900用)

/ Presser foot lifting solenoid set (Thread Trimmer " - 900 ")

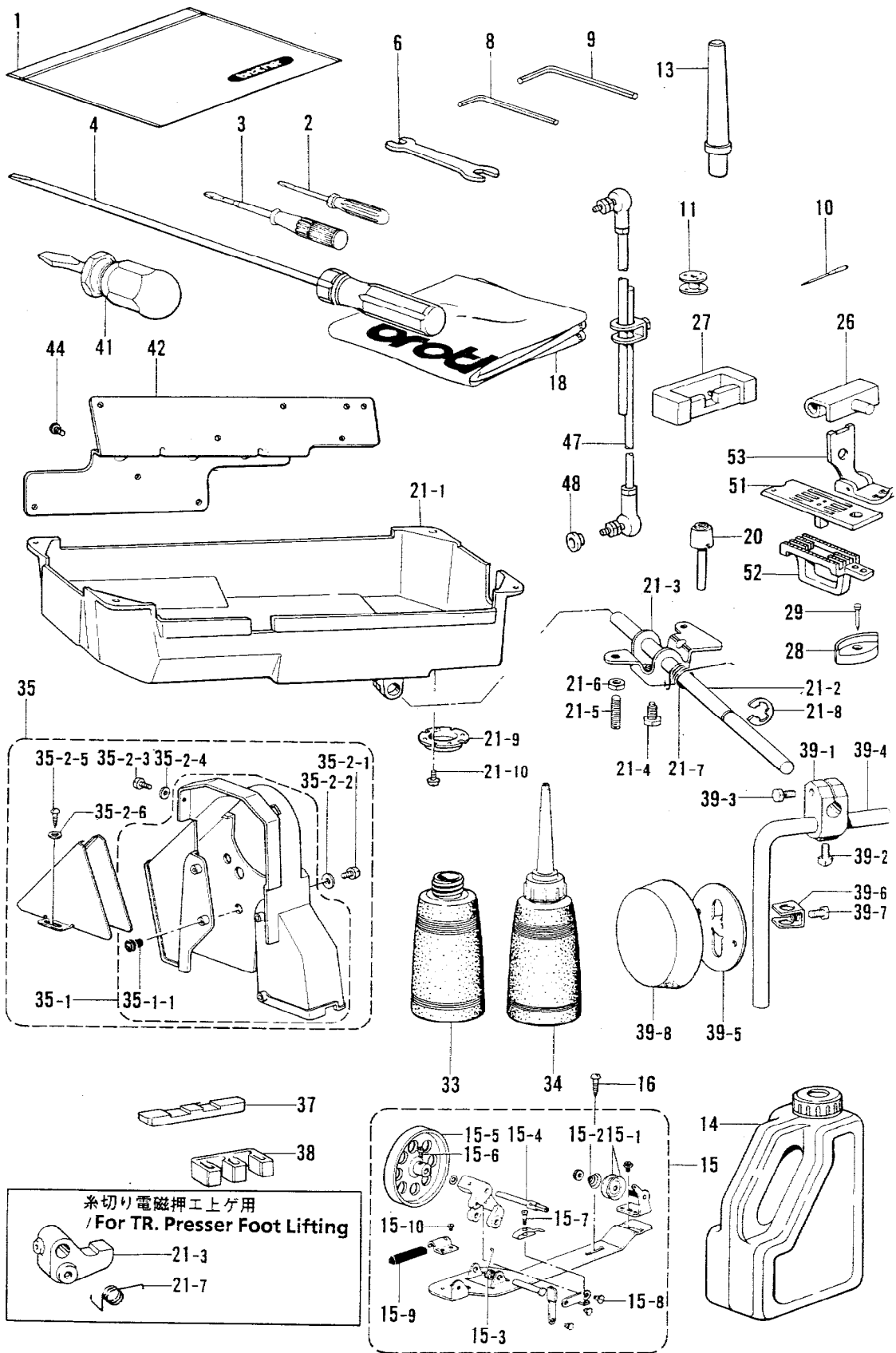
/ Solenoidsatz für die Anhebung Stoffdrückerfußes (Fadenabschneider " - 900 ")

/ Jeu de solénoïde du releveur du pied presseur (Coupe-fil " - 900 ")

/ Conjunto solenoide del levantador (Cortahilos " - 900 ")

REF.NO.	CODE	Q'TY	ヒンメイ	NAME OF PARTS	RM
1	183486102	1	<DCモーター用>	<FOR DC MOTOR>	
1-1	506538202	1	_____	PRES. FOOT LIFTER SOL. SET 4	
			_____	PRES. FOOT LIFTER SOL. ASSY	
1	183487102	1	<エフカモーター用>	<FOR EFKA MOTOR>	
1-1	504206302	1	_____	PRES. FOOT LIFTER SOL. SET 4	
			_____	PRES. FOOT LIFTER SOL. ASSY	
1-2	152808101	1	_____	ADJUST ROD ASSY	
1-3	141583101	1	_____	SHOULDER SCREW, SM6.35	
1-8	031553202	4	_____	WOOD SCREW, ROUND M5.5X32	
1-9	S31024001	1	_____	PIN	
1-10	048060342	2	_____	RETAINING RING, E6	
2	183503102	1	" オプションパーツ "	" OPTION PARTS "	
2-1	503681302	1	<DCモーター用>	<FOR DC MOTOR >	
			デンジオサエアゲセット2	PRESSER FOOT LIFTER SOL. SET 2	
			デンジオサエアゲクミ	PRESSER FOOT LIFTER SOL. ASSY	
2	183518102	1	<輸出DCモーター用>	<FOR EXPORT DC MOTOR>	
2-1	506538202	1	_____	PPRE. FOOT LIFTER SOL. SET 2D	
			_____	PRES. FOOT LIFTER SOL. ASSY	
2	183517102	1	<DCモーター立ち作業用>	_____	
2-1	503681302	1	デンジオサエセット2T	_____	
			デンジオサエアゲクミ	_____	
2	183519102	1	<エフカモーター用>	<FOR EFKA MOTOR >	
2-1	504206302	1	_____	PRES. FOOT LIFTER SOL. SET 2E	
			_____	PRES. FOOT LIFTER SOL. ASSY	
				※ Not using the Ref. No. "2-11"	
2-2	152808101	1	チヨウセツロツドクミ	ADJUST ROD ASSY	
2-3	141583101	1	ダンネジ6.35	SHOULDER SCREW, SM6.35	
2-5	S10550001	1	オサエアゲリンク	PRESSER BAR LIFTER LINK	
2-6	146367001	1	ボルト5.95	BOLT, SM5.95	
2-7	S07729001	1	ネジリバネ	TWIST SPRING	
2-8	031553202	4	マルモクネジ5.5X32	WOOD SCREW, ROUND M5.5X32	
2-9	S31024001	1	ピン	PIN	
2-10	048060342	2	トメワE6	RETAINING RING, E6	
2-11	S07045009	1	ヒザスイツチクミ	KNEE SWITCH ASSY	
2-12	034422503	4	+サラモクネジ4.1X25	WOOD SCREW, FLAT M4.1X25	

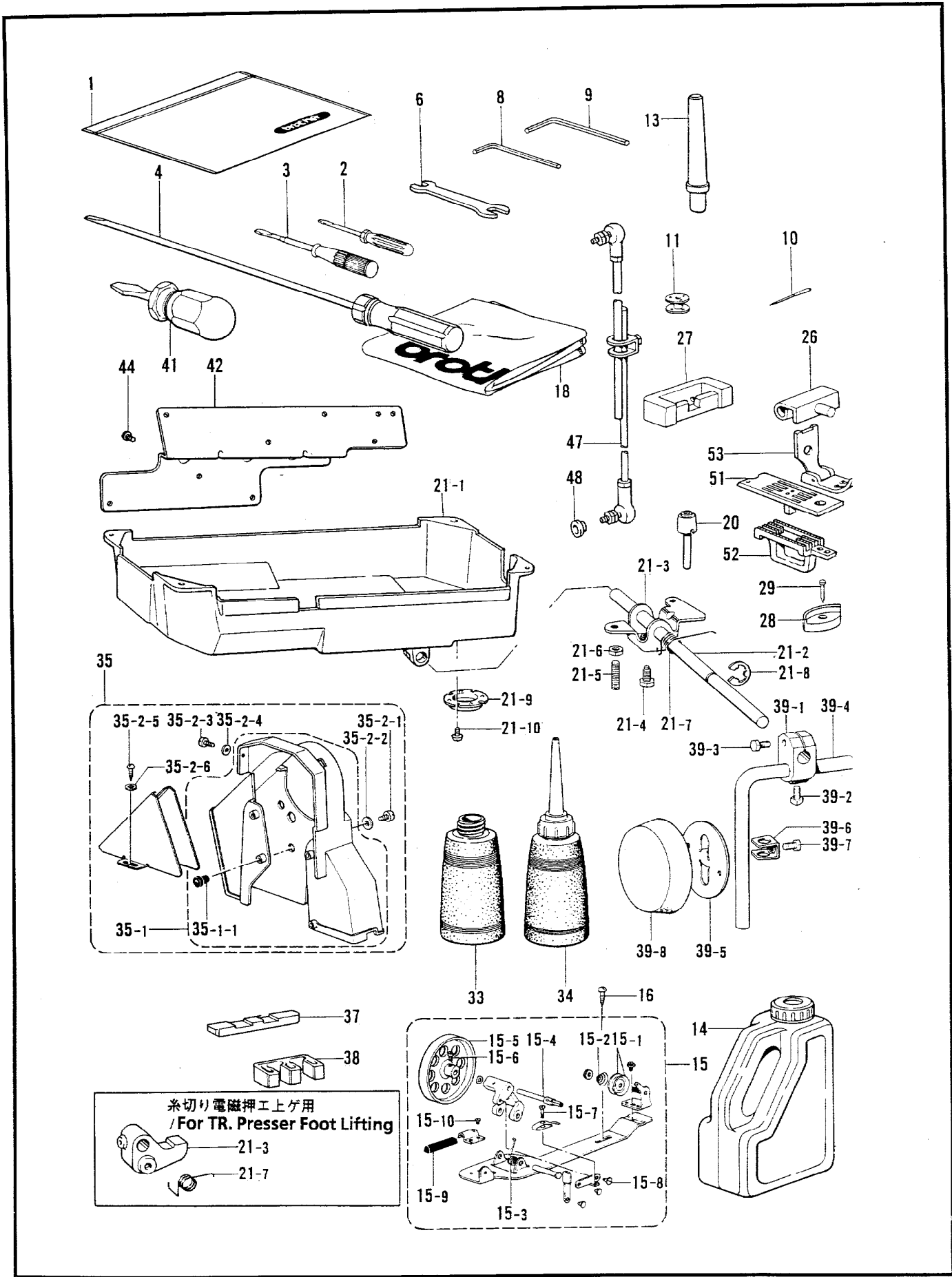
Z1 . 付属品関係 / Accessories / Zubehör / Accessoires / Accesorios



Z1. 付属品関係 / Accessories / Zubehör / Accessoires / Accesorios

REF.NO.	CODE	Q'TY	ヒンメイ	NAME OF PARTS	RM
1	122991001	1	フソクヒンポリフクロ	ACCESSORY BAG	
2	142443001	1	ネジマワシ1.9X52	SCREW DRIVER, 1.9X52	
3	118837001	1	ネジマワシ3.4X70	SCREW DRIVER, 3.4X70	
4	S17774001	1	ネジマワシ4.7X250	SCREW DRIVER, 4.7X250	
8	142002001	1	6カクボウスパナ2	HEXAGONAL WRENCH 2	
9	142721001	1	6カクボウスパナ3	HEXAGONAL WRENCH 3	
<hr/>					
10	107415011	4	<ファンデーション仕様, B847用> ミシンハリDPX5	<FOR FOUNDATION SPEC. , "B847"> NEEDLE DPX5 (#11)	
10	107415014	4	<-3用> ミシンハリDPX5	<FOR "-3"> NEEDLE DPX5 (#14)	
10	107415022	4	<-5用> ミシンハリDPX5	<FOR "-5"> NEEDLE DPX5 (#22)	
<hr/>					
11	112781101	4	<スタンダード用> ボビン	<FOR STANDARD> BOBBIN, ST	
<hr/>					
6	100887001	1	<糸切り用> スパナ8X9	<FOR THREAD TRIMMER> WRENCH, 8X9	
11	S01928101	4	ボビン	BOBBIN, TR	
<hr/>					
13	100477009	1	マクラ	HEAD REST	
14	154702101	1	オイルタンク	OIL TANK	
15	117963110	1	イトマキクミ	BOBBIN WINDER ASSY	
15-1	145446003	2	イトチヨウシサラ	TENSION DISC	
15-2	100401001	1	イトチヨウシバネ	TENSION SPRING	
15-3	117969001	1	イトマキジクウケカエリバネ	SPRING	
15-4	117970001	1	イトマキジク	BOBBIN WINDER SHAFT	
15-5	S18634001	1	イトマキクルマ	BOBBIN WINDER	
15-6	100366002	1	マルヒラトメネジ4.37X5	SET SCREW, (FT) SM4.37X5	
15-7	100657001	1	シメネジ3.18	SCREW, SM3.18	
15-8	100659001	1	ダンネジ3.18	SHOULDER SCREW, SM3.18	
15-9	100662001	1	イトマキクルマカイテンドメ	BOBBIN WINDER WHEEL STOPPER	
15-10	S39086001	1	ナベコ357-40X3.5	SCREW, PAN SM3.57-40X3.5	
16	100666002	2	マルモクネジ5.5X20	WOOD SCREW, ROUND M5.5X20	
18	144222001	1	トウブカバー	HEAD COVER	
20	145573000	1	ヒザアゲオシボウ	KNEE LIFTER COMPLYING BAR	
21	S38297001	1	アブラウケクミ	OIL PAN ASSY	
21-1	S38273000	1	アブラウケ	OIL PAN	
21-2	S38276001	1	ヒザアゲヨコジク	KNEE LIFTER SHAFT	
21-3	146037001	1	ヒザアゲ	KNEE LIFTER	
21-4	146367001	1	ボルト5.95	BOLT, SM5.95	
21-5	104885101	2	トメネジ5.95	SET SCREW, SM5.95	
21-6	100022004	2	ナツト5.95	NUT, SM5.95	
21-7	S15889001	1	ヒザアゲネジリバネ	TWIST SPRING	
21-8	146293001	1	トメワE10	RETAINING RING, E10	
21-9	153230101	1	オイルニガシグチ	DRAIN	
21-10	062670512	2	ナベコ357-40X5	SCREW, PAN SM3.57-40X5	
<hr/>					
21	S38298001	1	<糸切り電磁押上ゲ用> アブラウケクミ	<FOR TR. PRESSER FOOT LIFTING> OIL PAN ASSY	
21-3	S10550001	1	オサエアゲリンク	PRESSER BAR LIFTER LINK	
21-7	S07729001	1	ネジリバネ	TWIST SPRING	
<hr/>					
10	107415019	4	" オプションパーツ "	' OPTION PARTS '	
10	107415021	4	ミシンハリDPX5	NEEDLE DPX5 (#19)	
10	S37061009	4	ミシンハリDPX5	NEEDLE DPX5 (#21)	
10	S37061009	4	<新素材用> ミシンハリDPX5NS	<FOR "Shin-gosen"> NEEDLE DPX5NS (#9)	

Z1. 付属品関係 / Accessories / Zubehör / Accessoires / Accesorios



糸切り電磁押上ゲ用
/ For TR. Presser Foot Lifting

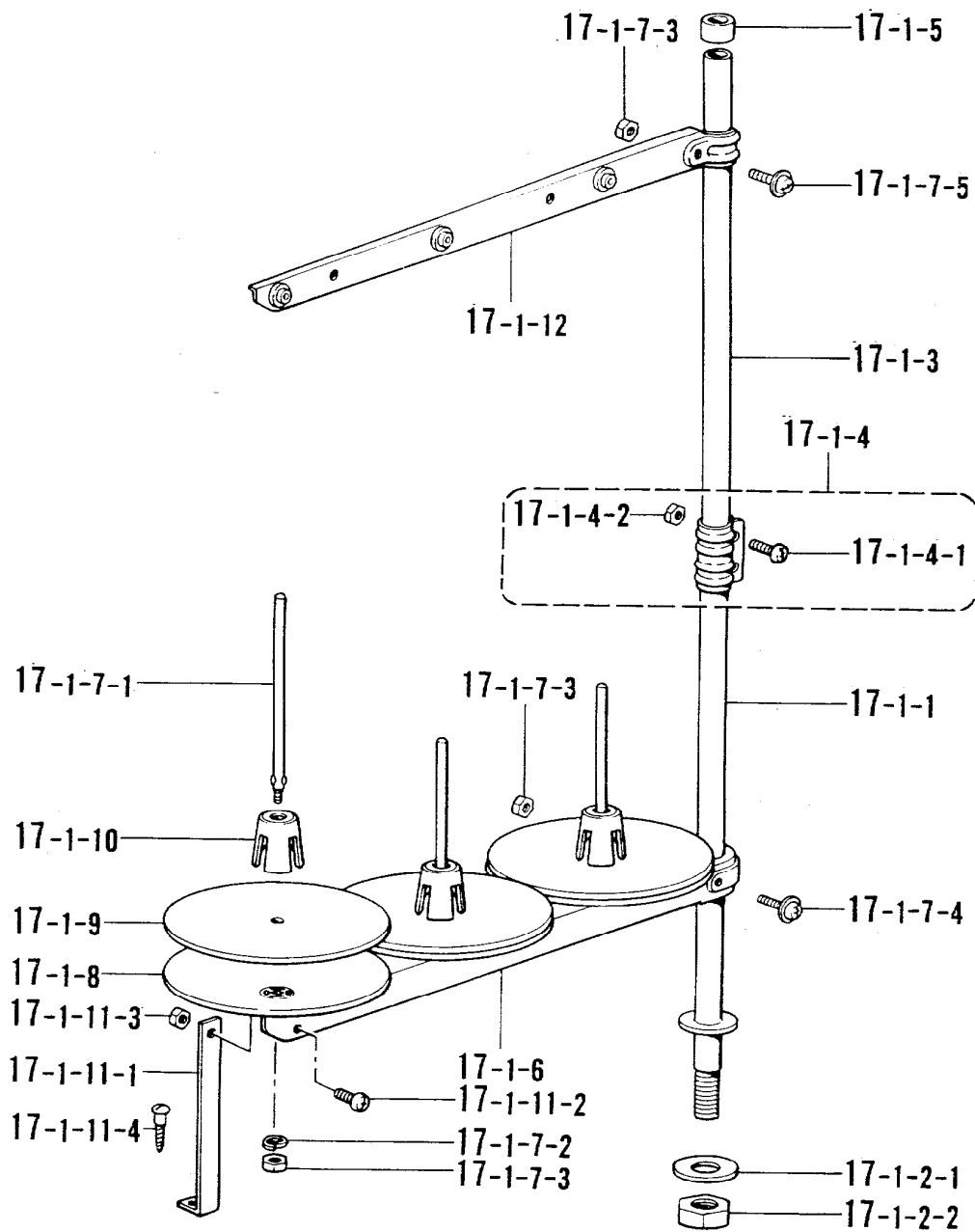
21-3
21-7

From the library of: Diamond Needle Corp

Z1 . 付属品関係 / Accessories / Zubehör / Accessoires / Accesorios

REF.NO.	CODE	Q'TY	ヒンメイ	NAME OF PARTS	RM
24	S01302009	4	トウブシキゴム	HEAD CUSHION	
25	S01303000	4	オイルパンクツシヨシ	OIL PAN CUSHION	
26	143882001	2	トウブヒンジ	HEAD HINGE	
27	143910009	2	トウブヒンジウケゴム	RUBBER CUSHION	
29	109714000	8	クギ	NAIL	
33	114486002	1	ポリオイラータイ	OILER	
34	114483002	1	ポリオイラークミ	OILER ASSY	
35	183480109	1	ベルトカバークミ	BELT COVER ASSY	
35-1	S08468109	1	ベルトカバーカラークミ	BELT COVER COLLAR ASSY	
35-1-1	S07660000	4	ゴムカラー	RUBBER COLLAR	
35-2-1	062712012	4	ナベコ476-32X20	SCREW, PAN SM4.76-32X20	
35-2-2	025050332	4	ヒラザガネダイ5	WASHER, PLAIN L 5	
35-2-3	062680812	1	ナベコ437-40X8	SCREW, PAN SM4.37-40X8	
35-2-4	025680232	1	ヒラザガネチユウ4.37	WASHER, PLAIN M 4.37	
35-2-5	100666002	2	マルモクネジ5.5X20	WOOD SCREW, ROUND M5.5X20	
35-2-6	025750132	2	ヒラザガネシヨウ5.56	WASHER, PLAIN S 5.56	
39	S38300001	1	ヒザアテクミ	KNEE LIFTER ASSY	
39-1	146039001	1	ヒザアテツギテ	KNEE LIFTER JOINT	
39-2	100463001	1	カクボルト7.94	BOLT, SM7.94	
39-3	017762013	1	ボルト5.95X20	BOLT, SM5.95X20	
39-4	S38278001	1	ヒザアテタテジク	KNEE LIFTER BAR	
39-5	S34756001	1	ヒザアテ	KNEE LIFTER PLATE	
39-6	114967001	1	ヒザアテストツバ	KNEE LIFTER PLATE STOPPER	
39-7	110087001	1	ボルト5.95	BOLT, SM5.95	
39-8	S31885001	1	ヒザアテカバー	KNEE LIFTER PLATE COVER	
41	S11243001	1	スタビードライバー	SCREW DRIVER	
42	233090002	1	HBトリツケイタ#3	HB SETTING PLATE #3	
44	062681212	3	ナベコ437-40X12	SCREW, PAN SM4.37-40X12	
47	133797101	1	レンケツカンクミ	CONNECTING ROD ASSY	
48	114859001	2	レンカンカラー	CONNECTING ROD COLLAR	
51	S07688001	1	<ST.切り替えミシン用> ハリイタ3/16	<FOR Needle or Drop Feed Spec. of ST > NEEDLE PLATE 3/16"	
52	S07698001	1	オクリバ3/16	FEED DOG 3/16"	
53	S07395001	1	オサエ3/16クミ	PRESSER FOOT 3/16" T ASSY	
51	S07403001	1	<糸切り切り替えミシン用> ハリイタ3/16Tクミ	<FOR Needle or Drop Feed Spec. of TR. > NEEDLE PLATE 3/16" T ASSY	
52	S07410001	1	オクリバ3/16T	FEED DOG 3/16" T	
53	S07395001	1	オサエ3/16クミ	PRESSER FOOT 3/16" ASSY	
37	S01284001	1	" オプション部品 "	" OPTION PARTS "	
38	S01285001	1	831カマタカサゲージ ハリ.オサエボウゲージ	HEIGHT GAUGE, ROTARY HOOK B831 GAUGE, NEEDLE & PRESSER BAR	

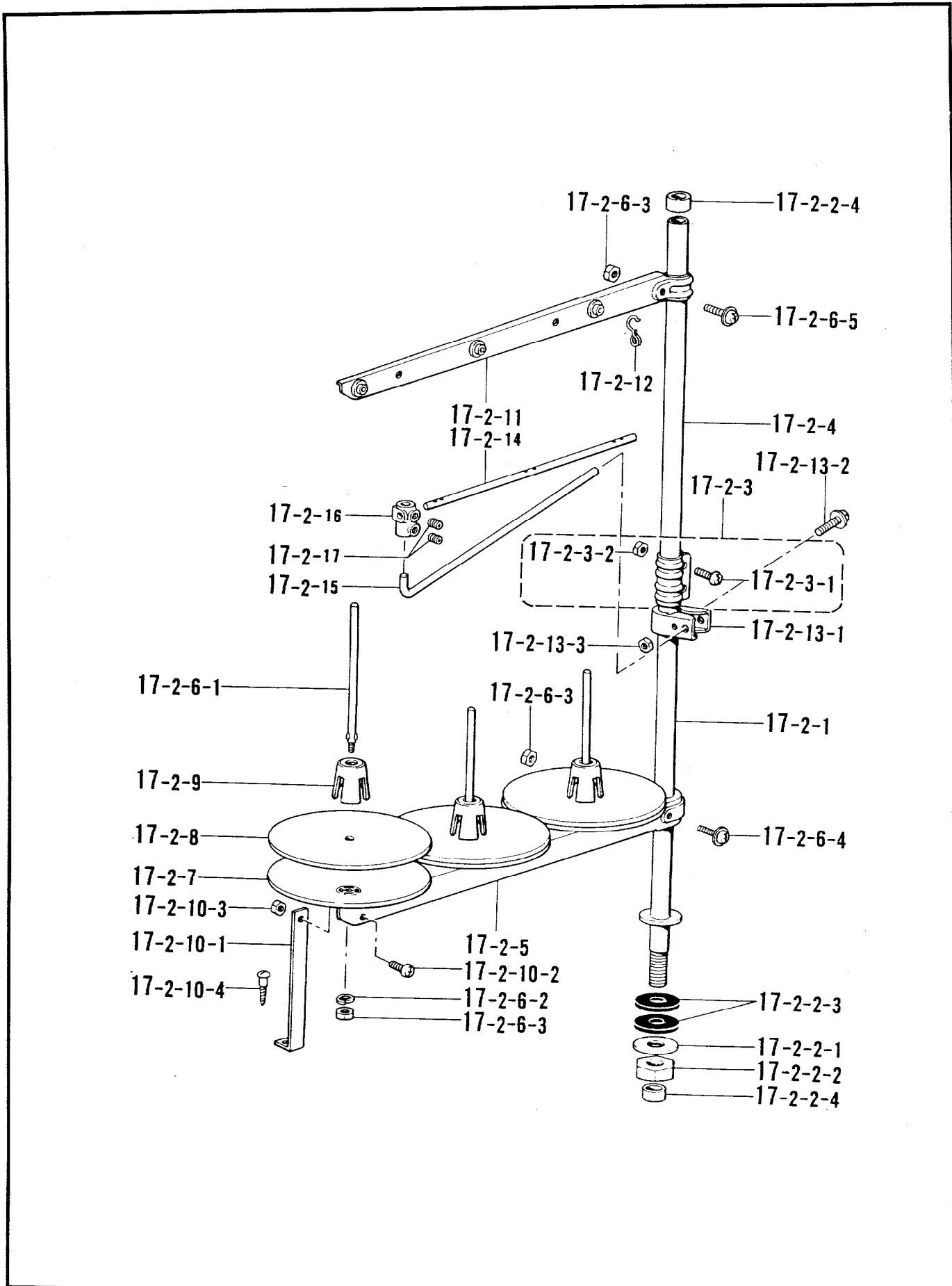
Z2. 付属品関係 (スタンダード用) / Accessories (Standard) / Zubehör (Norm)
 / Accessoires (Standard) / Accesorios (Norma)



Z2 . 付属品関係 (スタンダード用) / Accessories (Standard) / ZUPENOR (NORMI)
/ Accessoires (Standard) / Accesorios (Norma)

REF.NO.	CODE	Q'TY	ヒンメイ	NAME OF PARTS	RM
			<スタンダード用>	<FOR STANDARD>	
17-1	S02766009	1	イトタテダイクミ3D	COTTON STAND ASSY (3D)	
17-1-1	156112003	1	コラムパイプD	COLUMN PIPE (D)	
17-1-2	S02775001	1	パイプネジセットA	PIPE SCREW SET (A)	
17-1-2-1	150206002	1	ヒラザガネ16	WASHER, PLAIN 16	
17-1-2-2	150191002	1	6カクナツト5/8	NUT, 5/8	
17-1-3	150172003	1	コラムパイプ	COLUMN PIPE	
17-1-4	150106003	1	コラムジョイントクミ	COLUMN JOINT ASSY	
17-1-4-1	062501406	2	ナベコ5X14	SCREW, PAN M5X14	
17-1-4-2	021500106	2	1シユナツト5	NUT, 1 M5	
17-1-5	150174000	1	コラムキャップ	COLUMN CAP	
17-1-6	S02779009	1	スプールホルダー3	SPOOL HOLDER 3	
17-1-7	S02782001	1	スプールネジセット3	SPOOL SCREW SET 3	
17-1-7-1	150179002	3	スプールジクB	SPOOL SHAFT (B)	
17-1-7-2	028050246	3	バネザガネ2-5	WASHER, SPRING 2-5	
17-1-7-3	021500106	5	1シユナツト5	NUT, 1 M5	
17-7-1-4	S37037001	1	ナベコヒラザ5X32	SCREW, PAN (P WASHER) M5X32	
17-1-7-5	S37038001	1	ナベコヒラザ5X14	SCREW, PAN (P WASHER) M5X14	
17-1-8	150180001	3	ウケザラ	SPOOL STAND BASE	
17-1-9	150182000	3	スプールマット	SPOOL MAT	
17-1-10	126863001	3	スプールのクッション	SPOOL CUSHION	
17-1-11	S02784009	1	ホルダーササエAセット	HOLDER SUPPORT (A) SET	
17-1-11-1	150188009	1	スプールホルダーササエA	SPOOL HOLDER SUPPORT (A)	
17-1-11-2	062501006	1	ナベコ5X10	SCREW, PAN M5X10	
17-1-11-3	021500106	1	1シユナツト5	NUT, 1 M5	
17-1-11-4	031452206	1	マルモク45X22	WOOD SCREW, ROUND M4.5X22	
17-1-12	S02788009	1	スレツドハンガークミ3	THREAD HANGER ASSY 3	

Z3 . 付属品関係 (糸切り用) / Accessories (Thread Trimmer) / ZUBENOR (Fadenabschneider)
 / Accessoires (Coupe-fil) / Accesorios (Cortahilos)


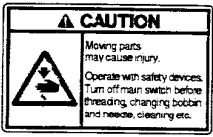









From the library of: Diamond Needle Corp

ACCESSORIES (Thread Trimmer) / Zubehör (Fadenabschneider)
 / Accessoires (Coupe-fil) / Accesorios (Cortahilos)

REF.NO.	CODE	Q'TY	ヒンメイ	NAME OF PARTS	RM
			<糸切り用>	<FOR THREAD TRIMMER>	
17-2	S07558009	1	イトタテダイクミ3DRTHF	COTTON STAND ASSY 3DRTHF	
17-2-1	156112003	1	コラムパイプD	COLUMN PIPE (D)	
17-2-2	S02777001	1	パイプDネジセットB	PIPE (D) SCREW SET (B)	
17-2-2-1	150206002	1	ヒラザガネ16	WASHER, PLAIN 16	
17-2-2-2	150191002	1	6カクナツト5/8	NUT, 5/8	
17-2-2-3	S01005000	2	イトタテゴム	RUBBER WASHER	
17-2-2-4	150174000	2	コラムキャップ	COLUMN CAP	
17-2-3	150106003	1	コラムジョイントクミ	COLUMN JOINT ASSY	
17-2-3-1	062501406	2	ナベコ5X14	SCREW, PAN M5X14	
17-2-3-2	021500106	2	1シユナツト5	NUT, 1 M5	
17-2-4	150172003	1	コラムパイプ	COLUMN PIPE	
17-2-5	S02779009	1	スプールホルダー3	SPOOL HOLDER 3	
17-2-6	S02782001	1	スプールネジセット3	SPOOL SCREW SET 3	
17-2-6-1	150179002	3	スプールジク8	SPOOL SHAFT (B)	
17-2-6-2	028050246	3	バネザガネ2-5	WASHER, SPRING 2-5	
17-2-6-3	021500106	5	1シユナツト5	NUT, 1 M5	
17-2-6-4	S37037001	1	ナベコヒラザ5X32	SCREW, PAN (P WASHER) M5X32	
17-2-6-5	S37038001	1	ナベコヒラザ5X14	SCREW, PAN (P WASHER) M5X14	
17-2-7	150180001	3	ウケザラ	SPOOL STAND BASE	
17-2-8	150182000	3	スプールマット	SPOOL MAT	
17-2-9	126863001	3	スプールクッション	SPOOL CUSHION	
17-2-10	S02784009	1	ホルダーササエAセット	HOLDER SUPPORT (A) SET	
17-2-10-1	150188009	1	スプールホルダーササエA	SPOOL HOLDER SUPPORT (A)	
17-2-10-2	062501006	1	ナベコ5X10	SCREW, PAN M5X10	
17-2-10-3	021500106	1	1シユナツト5	NUT, 1 M5	
17-2-10-4	031452206	1	マルモク45X22	WOOD SCREW, ROUND M4.5X22	
17-2-11	S02788009	1	スレツドハンガークミ3	THREAD HANGER ASSY 3	
17-2-12	S02747101	1	イトカケバネ	SPRING	
17-2-13	150145009	1	イトアンナイホルダークミ	THREAD GUIDE HOLDER ASSY	
17-2-13-1	150185009	1	イトアンナイホルダー	THREAD GUIDE HOLDER	
17-2-13-2	S37037001	1	ナベコヒラザ5X32	SCREW, PAN (P WASHER) M5X32	
17-2-13-3	021500106	1	1シユナツト5	NUT, 1 M5	
17-2-14	142997001	1	イトアンナイ3	THREAD GUIDE 3	
17-2-15	S04109001	1	イトアンナイササエボウ	THREAD GUIDE SUPPORT BAR	
17-2-16	138843001	1	ササエボウツギテ	JOINT	
17-2-17	014060632	2	アナトメ6X6クボミ	SET SCREW, SOCKET (CP) M6X6	

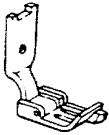
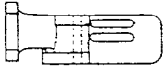
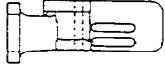
Wa. 警告ラベル / Warning labels / Warnschilder / Etiquettes d'avertissement
 / Etiquetas de advertencia

Ref No.		品名 / Name of parts	Size(mm)	Code
900-1		操作注意ラベル・和	40×64	S38350-001
900-2		Label, operation Eng.	40×64	S38349-001
901		ワーニングマーク Mark, injury	L=16 R=0.8	S36924-001
903		矢印マーク Mark, arrow	10×30	S37058-001
904		PEマーク Mark, PE	7.5×12.5	S37059-001
905		アースマーク Mark, grounding	φ12	S37060-001
906		高温ラベル Label, high temp.	72×59	S38351-001

Ref No.		品名 / Name of parts	Size(mm)	Code
907-1		Label, elec. shock 4 lang.	35 × 118	S38352-001
907-2		電撃ラベル・和	40 × 64	S38353-001

B842 (スタンダード用 / FOR Standard)

" オプションパーツ / OPTION PARTS "

品名 Name of Parts	針 幅 Needle Gauge	部品コード Parts Code	
案内付押え Presser Foot Assy with Guide	1/8" (3.2 mm)	149311001	
案内付押え Presser Foot Assy with Guide	3/16" (4.8 mm)	117281001	
案内付押え Presser Foot Assy with Guide	5/16" (7.9 mm)	149312001	
左案内付押え Presser Foot Assy with Guide Left	5/16" (7.9 mm)	S13735001	
ブラスナー付け用押え Presser Foot 1/8" Assy	1/8" (3.2mm)	S14080001	
左ブラスナー付け用押え Presser Foot 1/8" Assy	1/8" (3.2mm)	S33459001	

※ 案内付押え及び空縫い用ゲージ部品は、送りピッチ4 mm 以下でご使用下さい。


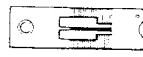
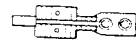

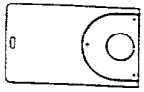
※ Use presser foot Assy with guide and gauge components for sewing without material which have a feed pitch of 4 mm or less.

※ Einen Stoffdrückerfuß mit Führung und Teilen zur Nähen ohne Nähgut verwenden, der Transportvorschub von 4 mm oder weniger besitzt.

※ Utiliser un pied presseur avec guide et pièces de calibrage pour coudre sans tissu, dont la hauteur d'entraînement est de 4 mm ou moins.

※ Use un conjunto de prensatelos con guía y componentes calibrados para costura sin material que permitan alimentar 4 mm o menos.

見取 / Gauge parts LIST / Lenrenliste / Liste des Pièces de cartment
 / Lista de Piezas de calibradores
B842 (スタンダード / Standard)

針幅 Needle Gauge	仕様 Specification	Ref. No.:M-1 ハリダキクミ Needle Clamp Assy 	Ref. No.:M-2 ハリイタ(クミ) Needle Plate 	Ref. No.:M-7 オクリバ Feed Dog 	Ref. No.:M-5 オサエクミ Presser Foot Assy 	Ref. No.:A-13 スベリイタ(クミ) Slide Plate Assy 
縦2本縫い (0.5 mm)	-3	158801001	142111001	158801001	142105001	S34306001
1/16" (1.6 mm)	-3	158808001	142111001	151078001	151076001	
1/8" (3.2 mm)	-1 (Foundation Spec.)	158794101	117370001	117366001	114948001 ©S36544001	
	-3		ⓐS24571001	ⓐS24572001		
	-5		114950001	ⓐS07880001 114951001		
5/32" (4.0 mm)	-3	158796101	117369001	Ⓐ158430001		
	-5		116503001	116509001	116502001	
3/16" (4.8 mm)	新素材用 (For "Shin-gosen")	158791101	150850001			
	-1 (Foundation Spec.)		117158001	S36832001	S36833001	
	-3		112603001	117134001	112638001 ©S36546001	
	-5		117133001	ⓐS07878001 112659001 ⓐS21149001 ⒶS13588001	ⓐS36010001 ⓐS36011001 ⓐS36012001	
1/4" (6.4 mm)	新素材用 (For "Shin-gosen")	158792101	ⓐS36025001	ⓐS36024001	ⓐS36022001	
	-1 (Foundation Spec.)		117368001	S36829001	S36830001	
	-3		112604001	117365001	112642001 ©S36548001	
	-5		117367001	ⓐS07879001 112660001 ⓐS21150001 Ⓐ153882001		
5/16" (7.9 mm)	-1 (Foundation Spec.)	158793101	ⓐS36025001	ⓐS36024001	ⓐS36022001	
	-3		S31907001	S31908001	112645001	
	-5		112605001	112661001		
3/8" (9.5 mm)	-3	158798101	144882001			
	-5		116506101	116510101	116498001	
7/16" (11.1 mm)	-3	158809101	144881101	Ⓐ153887001		
1/2" (12.7 mm)	-3	158797101	151596001	151598001	151597001	
	-5		116505001	116511001	©116499101	
5/8" (15.9 mm)	-3	158795101	S09365001	Ⓐ153892001		
	-5		116507001	116512001	©116500101	
	-3		147176001	147178001 Ⓐ153907001	147177001	
1" (25.4 mm)	-3	158805101	116504001	116508001	©116501101	S34308001
1-1/4" (31.8 mm)	-3	158799101	118945001	118947001	©118946101	
1-1/2" (38.1 mm)	-3	158800101	144951001	144947001	©144949101	S34310001
2" (50.8 mm)	-5	158802101	147560001	147561001	147562001	
2-1/16" (55.0 mm)	-5	155803101	S16238101	S16240001	©S16242101	
75 mm	-3	S16238101	S30508001	S30510001	S30513001	©S30511201
77 mm	-3	S30508001	S30510001	S30513001	©S30511201	

B842 (スタンダード用 / FOR Standard)

- ☆ 2-1/6" (55mm)のゲージを使用する場合は、ミシン本体等に特別な加工が必要です。なお、最大針幅75mmまで出来ますので、納期・価格は別途相談してください。
- ☆ In case of using 2-1/6" (55mm) gauge parts, it is required to make special machining on the arm-bed. A maximum stitch width specification of 75mm is available. Please consult your Brother representative concerning delivery date and price.
- ☆ Falls die 2-1/6-Nadellehre (55mm) verwendet wird, muß der Arm dazu speziell abgeändert werden. Eine Ausführung für eine maximale Stichweite von 75mm ist erhältlich. Wenden Sie sich bitte für Lieferbedingungen und Preise an Ihren Brother-Fachhändler.
- ☆ Pour utiliser la jauge de 2-1/6" (55mm), il est nécessaire de procéder à des modifications particulières sur le socle du bras. Une largeur de point maximale de 75mm est également disponible. Consulter un représentant Brother pour ce qui concerne les dates de livraison et le prix.
- ☆ Si se utiliza un calibrador de 2-1/6 pulg. (55mm) se deberá realizar una preparación especial del brazo. Se dispone de una opción para un ancho de puntada máximo de 75mm. Consultar a su representante Brother respecto a la fecha de entrega y precio.

☆ ◎の部品は、薄物用です。(針穴径1.2mm)

☆ The ◎ symbol is for thin materials (needle hole diameter 1.2mm).

☆ Mit dem Zeichen ◎ wird dünnes Nähgut bezeichnet (Nadellochdurchmesser 1.2mm).

☆ Le symbole ◎ correspond aux tissus fins (diamètre de trou d'aiguille de 1.2mm).

☆ El asterisco ◎ es para tejidos finos (diámetro de orificio de aguja de 1.2mm).

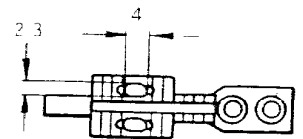
☆ ⊕印は、極厚物用です。針穴寸法は、右図のようになっています。

☆ Needle hole dimensions for heavy materials (indicated with ⊕) are shown in the figure right.

☆ Die Nadellochabmessungen für dicke Materialien (mit ⊕ bezeichnet) sind in der nebenstehenden Abbildung angegeben.

☆ Les dimensions de trou d'aiguille pour les tissus épais (indiqué ⊕) sont indiquées dans l'illustration à droite.

☆ las dimensiones para el orificio de aguja cuando se cosen materiales pesados (indicados por un asterisco ⊕) son las que se indican a la derecha.



☆ ⊗印は、針穴寸法が2mm×3mmです。

☆ Needle hole dimensions are 2mm × 3mm (indicated by a ⊗).

☆ Nadelöhrabmessungen 2mm × 3mm (mit ⊗ bezeichnet).

☆ Les dimensions du chas de l'aiguille sont de 2mm × 3mm (indiqué par le symbole ⊗).

☆ Las dimensiones del orificio para la aguja son de 2mm × 3mm (se indica mediante un ⊗).

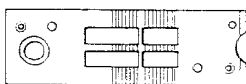
☆ ⊙印は、空縫い用ゲージ部品です。下図をご覧ください。

☆ The ⊙ symbol indicates gauge components for sewing without material. See the figure below.

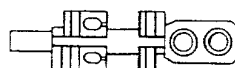
☆ Mit dem Symbol ⊙ sind die Teile zum Nähen ohne Nähgut bezeichnet. (Siehe untenstehende Abbildung.)

☆ Le symbole ⊙ indique les pièces calibrées pour coudre sans tissu. Voir l'illustration ci-dessous.

☆ El símbolo ⊙ indica las piezas de calibrador para la costura de cadeneta.



ハリイタ
Needle Plate



オクリバ
Feed Dog

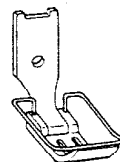
☆ ⊙印は、フィンガーガード付押え組です。

☆ The ⊙ symbol is a presser foot assembly with finger guard.

☆ Das Zeichen ⊙ bezeichnet einen Stoffdrückerfuß mit Fingerschutz.

☆ Le symbole ⊙ représente un pied presseur avec garde-doigts.

☆ El símbolo ⊙ es un prensatelas para el protector de dedos.



※ 案内付押え及び空縫い用ゲージ部品は、送りピッチ4mm以下でご使用下さい。




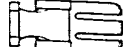
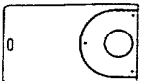
※ Use presser foot assembly with guide and gauge components for sewing without material which have a feed pitch of 4 mm or less.

※ Einen Stoffdrückerfuß mit Führung und Teilen zum Nähen ohne Nähgut verwenden, der Transportvorschub von 4 mm oder weniger besitzt.

※ Utiliser un pied presseur avec guide et pièces de calibrage pour coudre sans tissu, dont la hauteur d'entraînement est de 4 mm ou moins.

※ Use un conjunto de prensatelas con guía y componentes calibrados para costura sin material que permitan alimentar 4 mm o menos.

B842 (糸切り用 / FOR THREAD TRIMMER)

針幅 Needle Gauge	仕様 Specification	Ref. No.:M-1 ハリダキクミ Needle Clamp Assy 	Ref. No.:M-2 ハリイタ(クミ) Needle Plate 	Ref. No.:M-7 オクリバ Feed Dog 	Ref. No.:M-5 オサエクミ Presser Foot Assy 	Ref. No.:A-13 スベリイタLクミ Slide Plate Assy 
2.0 mm	-5	S19862001	S19864001	S19866001	S19867001	S34306001
3/32" (2.4 mm)	-5	158804101	159398001	148697001	148679001	
2.8 mm	-5	S19905001	S19907001	S19909001	S19910001	
1/8" (3.2 mm)	-3	158794101	159400001	148698001	148685001 ©S36550001	
	-5				148681001 ©S36552001	
5/32" (4.0 mm)	-3	158796101	158785001	148700001	148689001	
	-5				148683001	
3/16" (4.8 mm)	新素材用 (For "Shin-gosen")	158791101	158783001	S36855001	S36856001	
	-3				148702001 148687001 ©S36554001	
	-5				148691001 ©S36556001	
1/4" (6.4 mm)	新素材用 (For "Shin-gosen")	158792101	158783001	S36858001	S36859001	
	-3				148704001 148693001 ©S36558001	
	-5				148695001 ©S36560001	
	◎S10507001				◎S10509101	
5/16" (7.9 mm)	-3	158793101	159402001	149692001	149689001	
	-5				149687001	
3/8" (9.5 mm)	-3	158798101	149946001	149939001	149642001	
	-5				149940001	
1/2" (12.7 mm)	-3	158797101	159404001	149676001	◎149673101	
	-5				◎149671101	
5/8" (15.9 mm)	-3	158795101	144956001	149949001	◎149952101	
	-5				◎149950101	
3/4" (19.1 mm)	-3	158806101	150526001	150523001	◎150524101	
7/8" (22.2 mm)	-3	158807101	◎S14538001	◎S14540001	◎◎S14541101	
	-5		◎S150534001	◎S150531001	◎S150532101	
1" (25.4 mm)	-3	158805101	S32052001	S32054001	◎S32055101	
	-5		◎S14543001	◎S14545001	◎◎S14546101	
			149966001	149960001	◎149962101	
1-1/8" (28.6 mm)	-3	S16102001	S16104001	S16106001	S16107101	
1-1/4" (38.1 mm)	-5	158800101	S07391001	S07390001	◎S07388101	S34308001

※1. 糸切り仕様の針幅15.9 mm迄はS07553001 (イトハライ)を2個使用 : Ref. No. "R-14"

/ Tr. Spec. Ussing the "S07553001 { Thread Wipper : Qty 2 } " for Needle Gauge Max. 5/8" : Ref. No. "R-14"

※2. 糸切り仕様の針幅19.1 mm~38.1 mmはS07554001 (イトハライ)を2個使用 : Ref. No. "R-14"

/ Tr. Spec. Ussing the "S07554001 { Thread Wipper : Qty 2 } " for Needle Gauge 3/4" ~1-1/2" : Ref. No. "R-14"

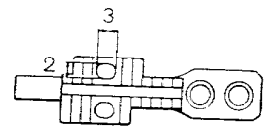
Ga3 . ゲージ部品一覧表 / Gauge parts List / Lehrenliste / Liste des Pièces de cartment / Lista d'ePiezas de calibradores

B842 (糸切り用 / FOR THREAD TRIMMER)

- ☆ 2-1/6" (55mm)のゲージを使用する場合は、ミシン本体等に特別な加工が必要です。なお、最大針幅75mmまで出来ますので、納期・価格は別途相談してください。
- ☆ In case of using 2-1/6" (55mm) gauge parts, it is required to make special machining on the arm-bed. A maximum stitch width specification of 75mm is available. Please consult your Brother representative concerning delivery date and price.
- ☆ Falls die 2-1/6-Nadellehre (55mm) verwendet wird, muß der Arm dazu speziell abgeändert werden. Eine Ausführung für eine maximale Stichweite von 75mm ist erhältlich. Wenden Sie sich bitte für Lieferbedingungen und Preise an Ihren Brother-Fachhändler.
- ☆ Pour utiliser la jauge de 2-1/6" (55mm), il est nécessaire de procéder à des modifications particulières sur le socle du bras. Une largeur de point maximale de 75mm est également disponible. Consulter un représentant Brither pour ce qui concerne les dates de livraison et le prix.
- ☆ Si se utiliza un calibrador de 2-1/6 pulg. (55mm) se deberá realizar una preparación especial del brazo. Se dispone de una opción para un ancho de puntada máximo de 75mm. Consultar a su representanta Brother respecto a la fecha de entrega y precio.

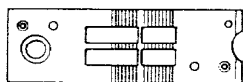
- ☆ ㊦の部品は、薄物用です。(針穴径1.2mm)
- ☆ The ㊦ symbol is for thin materials (needle hole diameter 1.2mm).
- ☆ Mit dem Zeichen ㊦ wird dünnes Nähgut bezeichnet (Nadellochdurchmesser 1.2mm).
- ☆ Le symbole ㊦ correspond aux tissus fins (diamètre de trou d'aiguille de 1.2mm).
- ☆ El asterisco ㊦ es para tejidos finos (diámetro de orificio de aguja de 1.2mm).

- ☆ ㊧印は、極厚物用です。針穴寸法は、右図のようになっています。
- ☆ Needle hole dimensions for heavy materials (indicated with ㊧) are shown in the figure right.
- ☆ Die Nadellochabmessungen für dicke Materialien (mit ㊧ bezeichnet) sind in der nebenstehenden Abbildung angegeben.
- ☆ Les dimensions de trou d'aiguille pour les tissus épais (indiqué ㊧) sont indiquées dans l'illustration à droite.
- ☆ las dimensiones para el orificio de aguja cuando se cosen materials pesados (indicados por un asterisco ㊧) son las que se indican a la derecha.

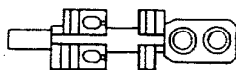


- ☆ ㊨印は、針穴寸法が2mm × 3mmです。
- ☆ Needle hole dimentions are 2mm × 3mm (indicated by a ㊨).
- ☆ Nadelöhrabmessungen 2mm × 3mm (mit ㊨ bezeichnet).
- ☆ Les dimensions du chas de l'aiguille sont de 2mm × 3mm (indiqué par le symbole ㊨)
- ☆ Las dimensiones del orificio para la aguja son de 2mm × 3mm (se indica mediante un ㊨)

- ☆ ㊩印は、空縫い用ゲージ部品です。下図をご覧ください。
- ☆ The ㊩ symbol indicates gauge components for sewing without material. See the figure below.
- ☆ Mit dem Symbol ㊩ sind die Teile zum Nähen ohne Nähgut bezeichnet. (Siehe untenstehende Abbildung.)
- ☆ Le symbole ㊩ indique les pièces calibrée pour coudre sans tissu. Voir l'illustration ci-dessous.
- ☆ El simbolo ㊩ indica las piezas de calibrador pare la constura de cadeneta.

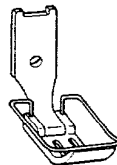


ハリイタ
Needle Plate



オクリバ
Feed Dog

- ☆ ㊪印は、フィンガーガード付押え組です。
- ☆ The ㊪ symbol is a presser foot assy with finger guard.
- ☆ Das Zeichen ㊪ bezeichnet einen Stoffdrückerfuß mit Fingerschutz.
- ☆ Le symbole ㊪ représente un pied presseur avec garde-doigts.
- ☆ El símbolo ㊪ es un prensatelas para el protector de dedos.



Ga4. ゲージ部品一覧表 / Gauge parts List / Lehrenliste / Liste des Pièces de cartment / Lista d'ePiezas de calibradores

B847

針幅 Needle Gauge	仕様 Specification	Ref. No.:M-1 ハリダキクミ Needle Clamp Assy	Ref. No.:M-2 ハリイタ(クミ) Needle Plate	Ref. No.:M-7 オクリバ Feed Dog	Ref. No.:M-5 オサエクミ Presser Foot Assy	Ref. No.:A-13 スベリイタクミ Slide Plate Assy
1/8" (3.2 mm)	-1 ST	158794101	S07686001	S07696001	S07393001	S34306001
	-1 TR		S07401001	S07409001		
3/16" (4.8 mm)	-1 ST	158791101	S07688001	S07698001	S07395001	
	-1 TR		S07403001	S07410001		
	新素材用 ST		S36842001	S36838001		
	(For "Shin-gosen") TR		S36844001	S36843001		
1/4" (6.4 mm)	-1 ST	158792101	S07689001	S07699001	S07397001	
	-1 TR		S07405001	S07411001		
	新素材用 ST		S36841001	S36835001		
	(For "Shin-gosen") TR		S36847001	S36846001		
5/16" (7.9 mm)	-1 TR	158793101	S07676001	S07680001	S07682001	
3/8" (9.5 mm)	-1 TR	158798101	S13621001	S13623001	S13624001	
1/2" (12.7 mm)	-1 ST	158797101	S07693001	S07703001	S07684001	
	-1 TR		S07678001	S07681001		
3/4" (19.1 mm)	-1 ST	158806101	S07996001	S07998001	S07889001	
	-1 TR		S07886001	S07888001		
2.0 mm	-1 ST	S00937001	S13479001	S07998001	S13480001	
7/8" (22.2 mm)	-1 ST	158807101	S07997001	S07999001	S07894001	
	-1 TR		S07891001	S07893001		
	新素材用 ST		S37011001	S07999001		
	(For "Shin-gosen") TR		S37014001	S07893001		
1" (25.4 mm)	-1 TR	158805101	S15088001	S15090001	S15091001	
1-1/4" (38.1mm)	-1 TR	158799001	S20914001	S20916001	S20917001	S34308001

※1. 糸切り仕様の針幅15.9 mm迄はS07553001 (イトハライ)を2個使用 : Ref. No. "R-14"

/ Tr. Spec. Ussing the "S07553001 (Thread Wipper : Qty 2)" for Needle Gauge Max. 5/8" : Ref. No. "R-14"



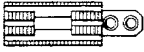
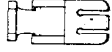

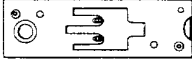
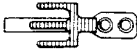
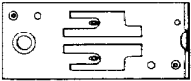

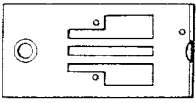
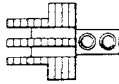
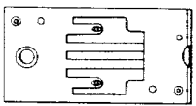
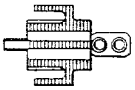
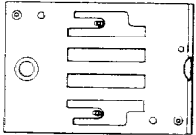
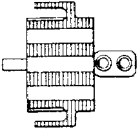
※2. 糸切り仕様の針幅19.1 mm~38.1 mmはS07554001 (イトハライ)を2個使用 : Ref. No. "R-14"

/ Tr. Spec. Ussing the "S07554001 (Thread Wipper : Qty 2)" for Needle Gauge 3/4" ~ 1-1/2" : Ref. No. "R-14"

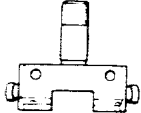

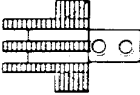
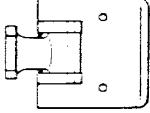

B847 (前立て用ゲージ / Gauge Parts for Shirt fronts)

針幅 Needle Gauge	仕様 Specification	Ref. No.:M-1 ハリダキクミ Needle Clamp Assy	Ref. No.:M-2 ハリイタ(クミ) Needle Plate	Ref. No.:M-7 オクリバ Feed Dog	Ref. No.:M-5 オサエクミ Presser Foot Assy	Ref. No.:A-13 スベリイタクミ Slide Plate Assy
18 mm	-1 ST	S14352001	S14354001	S14357001	S14355001	S34308001
20 mm	-1 ST	S00937001	S13479001	S14360001	S14358001	
	新素材用 ST		S37016001	S37017001		
22 mm	-1 ST	158807001	S07997001	S14363001	S14361001	
	新素材用 ST		S37011001		S37019001	
24 mm	-1 ST	S14364001	S14366001	S14369001	S14367001	
	新素材用 ST		S37021001		S37022001	
26 mm	-1 ST	S14370001	S14372001	S14375001	S14373001	
	新素材用 ST		S37024001		S37025001	
28 mm	-1 ST	S14376001	S14378001	S14381001	S14379001	
30 mm	-1 ST	S16651001	S16653001	S16656001	S16654001	

B847

針 幅 Needle Gauge	Ref. No.: M-1 ハリダキクミ Needle Clamp Assy	Ref. No.: M-2 ハリイタ(クミ) Needle Plate	Ref. No.: M-7 オクリバ Feed Dog	Ref. No.: M-5 オサエクミ Presser Foot Assy	Ref. No.: A-13 スベリイタLクミ Slide Plate Assy
1/8"~1/4" (3.2 mm~6.4 mm) スタンダード用 / FOR ST					
1/8"~5/16" (3.2 mm~7.9 mm) 糸切り用 / FOR TR					
3/8"~1/2" (9.5 mm~12.7 mm)					
3/4"~1" (19.1 mm~25.4 mm) スタンダード用 / FOR ST					
3/4"~1" (19.1 mm~25.4 mm) 糸切り用 / FOR TR					
1-1/4" (38.1 mm)					

B847 (前立て用ゲージ / Gauge Parts for Shirt fronts)

針 幅 Needle Gauge	Ref. No.: M-1 ハリダキクミ Needle Clamp Assy	Ref. No.: M-2 ハリイタ(クミ) Needle Plate	Ref. No.: M-7 オクリバ Feed Dog	Ref. No.: M-5 オサエクミ Presser Foot Assy	Ref. No.: A-13 スベリイタLクミ Slide Plate Assy
23/32"~1-3/16" (18 mm~30 mm)					

118-U47-231

索引 / INDEX / VERZEICHNIS
/ INDEX / INDICE

CODE	REF.NO.	Page
S00937001	Ga4-1	62
	Ga4-1	62
S01005000	Z3 -17-2-2-3	54
S01284001	Z1 -37	50
S01285001	Z1 -38	50
S01302009	Z1 -24	50
S01303000	Z1 -25	50
S01304001	B -9	4
	D -12	8
	S -14	40
S01327001	S -10	40
S01328001	S -11	40
S01928101	H1 -41	16
	Z1 -11	48
S02499009	A -7	2
S02580002	F1 -11-1	12
S02581002	F1 -11-2	12
S02582001	F1 -11-4	12
S02584000	F1 -11-4-1	12
S02585000	F1 -11-4-2	12
S02586101	F1 -11-7	12
S02588000	F1 -11-8	12
S02589000	F1 -11-10	12
S02590000	F1 -11-12	12
S02591000	F1 -11-13	12
S02592009	F1 -11-19	12
S02593001	F1 -11-14	12
S02664001	R -1-4	38
S02665000	R -1-5	38
S02745001	N -54	34
	F1 -11-15	12
S02747101	Z3 -17-2-12	54
S02766009	Z2 -17-1	52
S02775001	Z2 -17-1-2	52
S02777001	Z3 -17-2-2	54
S02779009	Z2 -17-1-6	52
	Z3 -17-2-5	54
S02782001	Z2 -17-1-7	52
	Z3 -17-2-6	54
S02784009	Z2 -17-1-11	52
	Z3 -17-2-10	54
S02788009	Z2 -17-1-12	52
	Z3 -17-2-11	54
S03289001	J -60	22
	J -66	24
	J -73	24
	W -12-2	44
S03328000	N -53-1	34
S03681302	X -2-1	46
	X -2-1	46
	F1 -11	12
S03815001	N -52	34
S04109001	Z3 -17-2-15	54
S04206302	X -1-1	46
	X -2-1	46
S05247101	U -5	42
S05977000	F1 -11-24-1	12
S05981000	U -5-2	42
	F1 -11-24	12
S05982000	U -5-3	42
	F1 -11-25	12
S06004001	N -53	34
S06241000	Q -4	36

CODE	REF.NO.	Page
S06242001	Q -5	36
S06243101	Q -6	36
S06538202	X -1-1	46
	X -2-1	46
S07027001	V -1-6	44
S07030009	V -1-11	44
S07031009	V -1-11-1	44
S07045009	V -1	44
	X -2-11	46
S07316009	A -3	2
S07317001	A -4	2
S07320000	A -13-2	2
	A -14-2	2
S07327001	A -21	2
	A -23	2
S07329001	E -5	10
S07330201	E -3	10
S07334001	E -22	10
	W -14-1	44
S07338001	W -13-1	44
S07339109	E -26	10
S07340009	E -19	10
S07341009	E -19	10
S07342101	B -1	4
S07343101	B -1-5	4
S07344101	B -15	4
S07345001	C -7	6
S07346101	C -6	6
S07347101	C -9	6
S07348001	C -16	6
S07349001	C -17	6
S07350001	C -18	6
S07351001	C -13	6
S07353001	C -13	6
S07355001	C -21	6
	C -21	6
S07356001	C -14	6
S07357001	C -26	6
S07358001	C -24	6
S07359001	C -27	6
S07363001	D -1-1	8
S07364001	D -1-3	8
S07366001	D -1	8
S07368301	D -20	8
S07369001	D -22	8
S07370101	D -23	8
S07371001	D -24	8
S07372001	D -24	8
S07373109	D -29	8
S07374109	D -29	8
S07375001	D -31	8
S07376001	D -35	8
S07377001	D -36	8
S07380001	D -32	8
S07381001	S -12	40
S07385002	S -1	40
S07386001	G -2	14
S07387001	G -7	14
S07388101	Ga3-5	61
S07390001	Ga3-7	60
S07391001	Ga3-2	60
S07393001	Ga4-5	63
S07395001	Z1 -53	50

CODE	REF.NO.	Page
S07395001	Z1 -53	50
	Ga4-5	63
S07397001	Ga4-5	63
S07401001	Ga4-2	62
S07403001	Z1 -51	50
	Ga4-2	62
S07405001	Ga4-2	62
S07409001	Ga4-7	63
S07410001	Z1 -52	50
	Ga4-5	63
S07411001	Ga4-7	63
S07417001	H1 -9	16
S07418001	H1 -5	16
S07419001	H1 -8	16
S07420000	H1 -7	16
S07421001	H1 -6	16
S07424001	R -15	38
S07425001	H2 -23-1	18
S07425901	H3 -43	20
S07426001	H2 -23-1	18
S07426901	H3 -43	20
S07427001	H2 -23-1	18
S07427901	H3 -43	20
S07428001	H2 -23-2	18
S07428901	H3 -43	20
S07429001	H3 -23-2	20
S07429901	H3 -43	20
S07430001	H1 -28	16
S07431001	H1 -30	16
S07434101	H1 -34	16
S07435001	H1 -36	16
S07436001	H1 -24	16
S07437001	H1 -25	16
S07446001	K -10	26
S07447001	K -10-1	26
S07453000	J -47	22
S07454000	J -48	22
	J -54	22
S07455100	J -49	22
S07456000	J -50	22
S07457100	J -51	22
S07458100	J -53	22
S07459100	J -54	22
S07460100	J -46	22
S07462000	J -69	24
S07463000	J -70	24
S07464100	J -74	24
S07465000	J -55	22
S07466001	J -76	24
S07467001	J -78	24
S07468000	J -80	24
S07469001	J -81	24
S07471001	J -22	22
S07472001	J -84	24
S07473000	J -86	24
S07474000	J -34	22
S07476000	J -36	22
S07477000	J -4	22
S07478000	J -5	22
	J -128	24
S07481009	J -87	24
S07482001	J -127	24
S07487101	L1 -1-1-7	28

CODE	REF.NO.	Page
S07487101	L2 -1-2-6	30
S07488001	L1 -1-1-10	28
	L2 -1-2-10	30
S07490001	L1 -1-1-18	28
	L2 -1-2-13	30
S07491209	L2 -1-2	30
S07492209	L2 -1-2	30
S07493001	L1 -7	28
S07494001	M -8	30
S07495009	N -1	32
S07496001	N -4	32
S07497101	N -6	32
S07498001	N -9	32
S07499001	N -10	32
S07500001	N -12	32
S07501001	N -13	32
S07502101	N -15	32
S07508001	N -21	32
S07509001	N -23	32
S07510001	N -24	32
S07511001	N -26	32
S07512001	N -26-1	32
S07514001	N -26-2	32
S07516001	N -26-3	32
S07519001	N -31	32
S07520001	N -32	32
S07521001	N -35	32
S07522001	N -36	32
S07523101	N -40	34
S07524101	N -43	34
S07525000	N -45	34
S07526201	N -47	34
S07527001	N -49	34
S07528000	P -3	36
S07529001	P -1	36
S07531001	P -9	36
S07532001	P -11	36
S07533001	P -5	36
S07534001	P -13	36
S07537209	R -1	38
S07540109	R -1	38
S07542301	R -11	38
S07549101	R -11-1	38
S07550001	R -11-2	38
S07552001	R -11-7	38
S07553001	R -14	38
	Ga3-19	60
	Ga4-19	63
S07554001	R -14	38
	Ga3-19	60
	Ga4-19	63
S07558009	Z3 -17-2	54
S07571000	J -39	22
S07589001	F2 -1	14
S07590001	F2 -3	14
S07591001	F2 -9	14
S07658001	H1 -27	16
S07660000	Z1 -35-1-1	50
S07676001	Ga4-2	62
S07678001	Ga4-2	62
S07680001	Ga4-7	63
S07681001	Ga4-7	63
S07682001	Ga4-5	63

CODE	REF.NO.	Page
S07684001	Ga4-5	63
S07686001	Ga4-2	62
S07688001	Z1 -51	50
	Ga4-2	62
S07689001	Ga4-2	62
S07693001	Ga4-2	62
S07696001	Ga4-7	63
S07698001	Z1 -52	50
	Ga4-7	63
S07699001	Ga4-7	63
S07703001	Ga4-7	63
S07729001	X -2-7	46
	Z1 -21-7	48
S07731001	H2 -23-1-1	18
	H2 -23-2-1-1	18
S07732001	H2 -23-1-1	18
S07732901	H3 -43-1	20
S07733001	H2 -23-1-1	18
S07734001	H3 -23-2-1-1	20
S07735001	H2 -23-1-2	18
	H2 -23-1-2	18
S07736001	H2 -23-1-2	18
	H2 -23-1-2	18
S07737001	H2 -23-1-2	18
	H2 -23-1-2	18
S07738001	H2 -23-2-1-2	18
S07739001	H3 -23-2-1-2	20
S07740001	H2 -23-2-2	18
S07810000	J -52	22
S07876001	J -91	24
	J -98	24
	J -99	24
S07878001	Ga2-7	59
S07879001	Ga2-7	59
S07880001	Ga2-7	58
S07886001	Ga4-2	62
S07888001	Ga4-7	63
S07889001	Ga4-5	63
S07891001	Ga4-2	62
S07893001	Ga4-7	63
	Ga4-7	63
S07894001	Ga4-5	63
S07905001	Ga3-7	61
S07996001	Ga4-2	62
S07997001	Ga4-2	62
	Ga4-2	62
S07998001	Ga4-7	63
	Ga4-7	63
S07999001	Ga4-7	63
	Ga4-7	63
S08468109	Z1 -35-1	50
S08469009	R -6	38
S08604001	L1 -1-1-1	28
S08605101	L1 -1-1-21	28
S08606001	L1 -1-1-22	28
S08607001	L1 -1-1-2	28
S08608001	L1 -1-1-3	28
S08609101	L1 -1-1-23	28
S08610101	L1 -1-1-24	28
S09132001	B -13	4
S09314001	D -1	8
S09364000	J -94	24
S09365001	Ga2-2	58

CODE	REF.NO.	Page
S09369000	J -93	24
S10507001	Ga3-2	60
S10509101	Ga3-7	61
S10510001	Ga3-5	61
S10550001	X -2-5	46
	Z1 -21-3	48
S10780001	C -13	6
S10781001	C -16	6
S11210000	N -56	34
S11243001	Z1 -41	50
S11244001	M -3	30
S11683000	N -57	34
S11684000	N -56-1	34
S12445001	K -5	26
S12698001	D -38	8
S13021001	H1 -16	16
S13160001	W -13	44
S13479001	Ga4-2	62
	Ga4-2	62
S13480001	Ga4-5	63
S13588001	Ga2-7	59
S13611001	H2 -23-2-1	18
S13611901	H3 -43-1	20
S13612001	H3 -23-2-1	20
S13612901	H3 -43-1	20
S13621001	Ga4-2	62
S13623001	Ga4-7	63
S13624001	Ga4-5	63
S13735001	Ga1-5	57
S14070001	L1 -11	28
S14080001	Ga1-5	57
S14189100	J -100	24
S14352001	Ga4-1	62
S14354001	Ga4-2	62
S14355001	Ga4-5	63
S14357001	Ga4-7	63
S14358001	Ga4-5	63
S14360001	Ga4-7	63
S14361001	Ga4-5	63
S14363001	Ga4-7	63
S14364001	Ga4-1	62
S14366001	Ga4-2	62
S14367001	Ga4-5	63
S14369001	Ga4-7	63
S14370001	Ga4-1	62
S14372001	Ga4-2	62
S14373001	Ga4-5	63
S14375001	Ga4-7	63
S14376001	Ga4-1	62
S14378001	Ga4-2	62
S14379001	Ga4-5	63
S14381001	Ga4-7	63
S14506001	W -14	44
S14538001	Ga3-2	60
S14540001	Ga3-7	61
S14541101	Ga3-5	61
S14543001	Ga3-2	60
S14545001	Ga3-7	61
S14546101	Ga3-5	61
S15088001	Ga4-2	62
S15090001	Ga4-7	63
S15091001	Ga4-5	63
S15584209	L1 -1-1	28

CODE	REF.NO.	Page
S15586209	L1 - 1-1	28
S15889001	Z1 - 21-7	48
S16102001	Ga3- 1	60
S16104001	Ga3- 2	60
S16106001	Ga3- 7	60
S16107101	Ga3- 5	61
S16196001	C - 6	6
S16238101	Ga2- 1	58
S16240001	Ga2- 2	58
S16241001	Ga2- 7	59
S16242101	Ga2- 5	59
S16651001	Ga4- 1	62
S16653001	Ga4- 2	62
S16654001	Ga4- 5	63
S16656001	Ga4- 7	63
S17774001	Z1 - 4	48
S18634001	Z1 - 15-5	48
S18884009	N - 1	32
S18885009	S - 3	40
S18889001	N - 53	34
S18947001	C - 6	6
S19862001	Ga3- 1	60
S19864001	Ga3- 2	60
S19866001	Ga3- 7	60
S19867001	Ga3- 5	61
S19905001	Ga3- 1	60
S19907001	Ga3- 2	60
S19909001	Ga3- 7	60
S19910001	Ga3- 5	61
S20914001	Ga4- 2	62
S20916001	Ga4- 7	63
S20917001	Ga4- 5	63
S21149001	Ga2- 7	59
S21150001	Ga2- 7	59
S21195001	J - 82	24
S21196001	J - 104	24
S24571001	Ga2- 2	58
S24572001	Ga2- 7	58
S29100001	B - 1	4
S29437001	N - 49	34
S29797201	N - 47	34
S30508001	Ga2- 1	58
S30510001	Ga2- 2	58
S30511201	Ga2- 5	59
S30513001	Ga2- 7	59
S30533209	L2 - 1-2	30
S30570001	B - 1-2	4
S31006001	C - 10	6
S31012001	C - 3	6
S31013001	C - 4	6
S31024001	X - 1-9	46
	X - 2-9	46
	F1 - 12	12
S31251001	B - 8	4
S31252001	B - 5	4
S31253001	B - 22	4
S31254001	B - 19	4
S31885001	Z1 - 39-8	50
S31907001	Ga2- 2	58
S31908001	Ga2- 7	59
S32052001	Ga3- 2	60
S32054001	Ga3- 7	61
S32055101	Ga3- 5	61

CODE	REF.NO.	Page
S32904000	T - 1-3	40
S32905000	T - 1-4	40
S32910000	T - 1-5	40
S33459001	Ga1- 5	57
S33689002	E - 20	10
S33831000	P - 15	36
S34184000	J - 71	24
S34279001	T - 1	40
S34280001	T - 1-1	40
S34281000	T - 1-2	40
S34282000	T - 1-5	40
S34284001	T - 1	40
S34306001	A - 13	2
	Ga2- 13	59
	Ga3- 13	61
	Ga4- 13	63
S34307001	A - 13-1	2
S34308001	A - 13	2
	Ga2- 13	59
	Ga3- 13	61
	Ga4- 13	63
S34309001	A - 13-1	2
S34310001	A - 13	2
	A - 14	2
	Ga2- 13	59
S34311001	A - 13-1	2
	A - 14-1	2
S34435001	H1 - 38	16
S34436001	H1 - 39	16
S34438001	A - 15-1	2
S34444001	N - 19	32
S34756001	Z1 - 39-5	50
S36010001	Ga2- 2	58
S36011001	Ga2- 7	59
S36012001	Ga2- 5	59
S36022001	Ga2- 5	59
S36024001	Ga2- 7	59
S36025001	Ga2- 2	58
S36544001	Ga2- 5	59
S36546001	Ga2- 5	59
S36548001	Ga2- 5	59
S36550001	Ga3- 5	61
S36552001	Ga3- 5	61
S36554001	Ga3- 5	61
S36556001	Ga3- 5	61
S36558001	Ga3- 5	61
S36560001	Ga3- 5	61
S36663001	A - 15	2
S36670000	J - 59	22
	W - 14-2	44
S36829001	Ga2- 7	59
S36830001	Ga2- 5	59
S36832001	Ga2- 7	59
S36833001	Ga2- 5	59
S36835001	Ga4- 7	63
S36836001	Ga4- 5	63
S36838001	Ga4- 7	63
S36841001	Ga4- 2	62
S36842001	Ga4- 2	62
S36843001	Ga4- 7	63
S36844001	Ga4- 2	62
S36846001	Ga4- 7	63
S36847001	Ga4- 2	62

CODE	REF.NO.	Page
S36855001	Ga3- 7	60
S36856001	Ga3- 5	61
S36858001	Ga3- 7	61
S36859001	Ga3- 5	61
S36924001	A - 901	2
	Wa - 901	55
S36981001	H2 - 23-1	18
S36981901	H3 - 43	20
S36982001	H2 - 23-1	18
S36982901	H3 - 43	20
S36983001	H2 - 23-1-1	18
S36984001	H2 - 23-1-1	18
S36985001	H2 - 23-1-2	18
	H2 - 23-1-2	18
S36985901	H3 - 43-1	20
S36989001	H2 - 23-1-1	18
S36990001	H2 - 23-1-1	18
S36994001	H2 - 23-1	18
S36994901	H3 - 43	20
S36995001	H2 - 23-1	18
S36995901	H3 - 43	20
S37002001	H2 - 23-1	18
S37002901	H3 - 43	20
S37004001	H2 - 23-1-1	18
S37011001	Ga4- 2	62
	Ga4- 2	62
S37012001	Ga4- 5	63
S37014001	Ga4- 2	62
S37016001	Ga4- 2	62
S37017001	Ga4- 5	63
S37019001	Ga4- 5	63
S37021001	Ga4- 2	62
S37022001	Ga4- 5	63
S37024001	Ga4- 2	62
S37025001	Ga4- 5	63
S37037001	Z2 - 17-7-1-4	52
	Z3 - 17-2-6-4	54
	Z3 -	54
	17-2-13-2	
S37038001	Z2 - 17-1-7-5	52
	Z3 - 17-2-6-5	54
S37058001	A - 903	2
	Wa - 903	55
S37059001	A - 904	2
	Wa - 904	55
S37060001	A - 905	2
	Wa - 905	55
S37061009	A - 9	2
	Z1 - 10	48
S38211051	H1 - 12	16
S38212001	H1 - 19	16
S38214001	L1 - 1-1	28
S38237001	K - 11	26
S38238001	K - 11	26
S38241051	E - 14	10
S38242051	E - 14-1	10
S38243051	E - 14-2	10
S38244000	E - 17	10
S38245051	K - 11-1	26
S38247000	J - 106	24
S38249001	K - 2	26
S38251000	J - 119	24
S38252001	K - 4	26
S38253001	K - 4	26

CODE	REF.NO.	Page
S38255001	K -4	26
S38260001	K -4	26
S38261001	J -120	24
S38262001	J -118	24
S38263001	D -2	8
S38264001	J -121	24
S38265000	J -113	24
S38267000	J -112	24
S38268001	K -14	26
S38269000	J -38	22
S38270001	E -1	10
S38271001	G -4	14
S38272000	G -16	14
S38273000	Z1 -21-1	48
S38274001	L1 -1-1-8	28
	L2 -1-2-7	30
S38276001	Z1 -21-2	48
S38277001	G -4	14
S38278001	Z1 -39-4	50
S38284001	D -13-1	8
S38292001	J -6	22
S38293000	K -1	26
S38294000	K -1	26
S38296000	K -1	26
S38297001	Z1 -21	48
S38298001	Z1 -21	48
S38299001	J -7	22
S38300001	Z1 -39	50
S38349001	A -900-2	2
	Wa -900-2	55
S38350001	A -900-1	2
	Wa -900-1	55
S38351001	A -906	2
	F1 -11-26	12
	Wa -906	55
S38352001	A -907-1	2
	Wa -907-1	56
S38353001	A -907-2	2
	Wa -907-2	56
S38391001	E -21	10
	W -12-1	44
S38392001	E -21	10
	W -12-1	44
S38393001	E -21	10
	W -12-1	44
S38396000	E -6	10
S38398001	E -9	10
S38401001	W -12	44
S38402001	W -12	44
S38403001	W -12	44
S38412001	K -2	26
S38414001	K -2	26
S38417001	J -24	22
	W -11	44
S38419001	N -28	32
S38420001	N -29	32
S38421001	R -11-4	38
S38422001	D -13-2	8
S38423001	D -13	8
S38424001	D -13	8
S38426000	R -1-3	38
S38427001	D -13-2	8
S38439000	J -124	24

CODE	REF.NO.	Page
S38440051	K -11-1	26
S38442001	K -15	26
S38443001	J -110	24
S38444001	J -111	24
S38445000	J -108	24
S38446000	J -109	24
S38447000	J -114	24
	J -116	24
S38448000	J -115	24
S38450000	J -117	24
S38481000	J -63	22
S39086001	Z1 -15-10	48
002501003	U -1-14	42
013660612	L1 -1-1-25	28
013710512	H1 -10	16
013711012	H1 -17	16
014060632	Z3 -17-2-17	54
014680422	C -19-2	6
	R -11-3-1	38
014680622	N -8	32
	H1 -33	16
	H1 -37	16
014760622	B -23	4
	D -39	8
	G -10	14
014771022	D -5-1	8
	E -15	10
	K -10-4	26
	K -16	26
	K -16	26
	N -25-2	32
	N -25-3	32
014780622	E -4	10
014781032	B -14	4
	C -2	6
	E -2	10
	E -23	10
	G -3	14
	K -3	26
	N -22	32
016771032	E -16	10
017762013	Z1 -39-3	50
018063022	B -13-1	4
021400164	V -1-10	44
021500106	Z2 -17-1-4-2	52
	Z2 -17-1-7-3	52
	Z2-17-1-11-3	52
	Z3 -17-2-3-2	54
	Z3 -17-2-6-3	54
	Z3-17-2-10-3	54
	Z3-17-2-13-3	54
021660102	G -15	14
	P -17	36
021670102	C -23	6
	N -34	32
025040232	R -3	38
025040233	V -1-8	44
025050332	Z1 -35-2-2	50
025060132	G -13	14
025060232	F1 -11-21	12
025100132	D -26	8
025680132	H1 -35	16
025680232	Z1 -35-2-4	50

CODE	REF.NO.	Page
025710132	F2 -5	14
025710232	D -34	8
	J -26	22
	N -39	32
	R -11-6	38
	H1 -14	16
025750132	Z1 -35-2-6	50
028040243	V -1-9	44
028050243	U -1-15	42
028050246	Z2 -17-1-7-2	52
	Z3 -17-2-6-2	54
028680242	B -17	4
031452206	Z2-17-1-11-4	52
	Z3-17-2-10-4	54
031553202	X -1-8	46
	X -2-8	46
	F1 -16	12
034422503	V -2	44
	X -2-12	46
048030342	P -2	36
048040342	S -6	40
	F2 -7	14
	H1 -31	16
048060342	D -10	8
	X -1-10	46
	X -2-10	46
	F1 -13	12
048080342	D -25	8
048090342	R -1-2	38
060300606	T -1-6	40
060670512	J -13	22
062300612	R -4	38
062351216	C -11	6
062401006	V -1-7	44
062401012	R -2	38
062500812	S -4	40
	S -9	40
062501006	Z2-17-1-11-2	52
	Z3-17-2-10-2	54
062501406	Z2 -17-1-4-1	52
	Z3 -17-2-3-1	54
062660412	J -19	22
062661212	G -14	14
	P -16	36
	R -11-8	38
062670512	E -27	10
	J -17	22
	J -23	22
	J -77	24
	J -83	24
	J -85	24
	N -3	32
	P -8	36
	R -9	38
	R -17	38
	T -4	40
	L1 -1-1-20	28
	L1 -6	28
	Z1 -21-10	48
062670612	J -101	24
	J -103	24
	F1 -11-11	12
	F1 -11-18	12

CODE	REF.NO.	Page
062670612	F1 - 11-20	12
062670712	D - 28	8
062670812	B - 1-6-2	4
	N - 44	34
	P - 6	36
	H1 - 21	16
	L1 - 15	28
062670815	J - 3	22
062671012	F1 - 11-9	12
062671412	C - 22	6
	N - 33	32
062680663	N - 55	34
	F1 - 11-16	12
062680812	J - 79	24
	P - 10	36
	Q - 12	36
	R - 7	38
	L1 - 8	28
	Z1 - 35-2-3	50
062681012	A - 8	2
	D - 1-2	8
062681212	G - 17	14
	N - 30	32
	Z1 - 44	50
062681612	Q - 7	36
062710612	D - 3	8
	D - 37	8
	J - 123	24
	P - 12	36
	T - 2	40
062710712	B - 20	4
062710812	R - 11-5	38
062711012	D - 33	8
	J - 25	22
	N - 11	32
	N - 18	32
	Q - 2	36
	R - 12	38
	H1 - 29	16
062711212	J - 11	22
062711412	Q - 10	36
062712012	Z1 - 35-2-1	50
062761212	F1 - 11-3	12
062761412	G - 12	14
062781412	S - 2	40
062782512	H1 - 3	16
072600480	K - 10-2	26
081030070	J - 27	22
100022004	Z1 - 21-6	48
100022005	N - 26-5	32
100032004	M - 4	30
100064002	L1 - 4	28
100197002	H1 - 4	16
100250001	E - 7	10
100251001	E - 12	10
	K - 5-2	26
	N - 42	34
100257010	J - 44	22
100328001	D - 19	8
100366002	Z1 - 15-6	48
100401001	Z1 - 15-2	48
100463001	V - 1-3	44
	Z1 - 39-2	50

CODE	REF.NO.	Page
100477009	Z1 - 13	48
100511003	S - 17	40
100645003	Q - 8	36
100657001	Z1 - 15-7	48
100659001	Z1 - 15-8	48
100662001	Z1 - 15-9	48
100666002	Z1 - 16	48
	Z1 - 35-2-5	50
100887001	Z1 - 6	48
101118001	U - 3	42
101268002	B - 7	4
	B - 7	4
101706001	E - 11	10
	G - 6	14
102707001	C - 12	6
102731004	B - 1-4	4
104821009	J - 31	22
	J - 31	22
	J - 97	24
104885101	Z1 - 21-5	48
105161002	J - 122	24
	H1 - 20	16
105161003	L1 - 14	28
105173004	F2 - 4	14
105351002	B - 4	4
107415011	A - 9	2
	Z1 - 10	48
107415014	A - 9	2
	Z1 - 10	48
107415019	A - 9	2
	Z1 - 10	48
107415021	Z1 - 10	48
107415022	A - 9	2
	Z1 - 10	48
108254001	L1 - 1-1-4	28
	L2 - 1-2-3	30
108265009	L1 - 1-1-6	28
	L2 - 1-2-5	30
108266001	L1 - 9	28
108549001	D - 13-5	8
108802001	J - 64	24
	J - 65	24
108960002	H1 - 26	16
	L1 - 12	28
109714000	Z1 - 29	50
110087001	V - 1-5	44
	Z1 - 39-7	50
110161004	P - 4	36
110161006	H1 - 15	16
110201001	N - 5	32
111191001	J - 67	24
	J - 96	24
112576001	E - 13	10
112588101	B - 1-1	4
112590001	B - 1-3	4
112592001	B - 1-6-1	4
112593001	B - 1-7	4
112594001	B - 2	4
112595000	B - 3	4
112596101	B - 5	4
112597101	B - 6	4
	B - 6	4
112598001	B - 8	4

CODE	REF.NO.	Page
112603001	Ga2 - 2	58
112604001	Ga2 - 2	58
112605001	Ga2 - 2	58
112638001	Ga2 - 5	59
112642001	Ga2 - 5	59
112645001	Ga2 - 5	59
112656001	G - 11	14
112658001	L1 - 10	28
	L1 - 11	28
112659001	Ga2 - 7	59
112660001	Ga2 - 7	59
112661001	Ga2 - 7	59
112684001	K - 5-1	26
	K - 9-1	26
112692101	H1 - 11	16
112700001	H1 - 27-1	16
112709001	L1 - 1-1-19	28
	L1 - 5	28
112712001	L1 - 1-1-9	28
	L2 - 1-2-8	30
112715001	L1 - 11	28
112717001	J - 10	22
112719001	J - 14	22
112720101	J - 15	22
112721001	B - 1-8	4
112728001	J - 56	22
112735000	J - 58	22
112736000	J - 61	22
112739001	J - 16	22
112743001	J - 12	22
112750000	J - 68	24
112753001	J - 40	22
112758009	J - 95	24
112759001	J - 43	22
112764001	B - 10	4
112781101	H1 - 41	16
	Z1 - 11	48
113014000	E - 10	10
113024000	E - 25	10
	W - 13-3	44
113050001	M - 6	30
113074001	G - 5	14
113386000	A - 2	2
113431002	Q - 3	36
113760001	A - 24	2
114483002	Z1 - 34	50
114486002	Z1 - 33	50
114693001	J - 57	22
	W - 13-2	44
114859001	Z1 - 48	50
114941001	L1 - 13	28
114948001	Ga2 - 5	59
114950001	Ga2 - 2	58
114951001	Ga2 - 7	58
114967001	V - 1-4	44
	Z1 - 39-6	50
116010001	A - 16	2
116283001	M - 8	30
116323001	M - 1-1	30
116498001	Ga2 - 5	59
116499101	Ga2 - 5	59
116500101	Ga2 - 5	59
116501101	Ga2 - 5	59

CODE	REF.NO.	Page
116502001	Ga2-5	59
116503001	Ga2-2	58
116504001	Ga2-2	58
116505001	Ga2-2	58
116506101	Ga2-2	58
116507001	Ga2-2	58
116508001	Ga2-7	59
116509001	Ga2-7	58
116510101	Ga2-7	59
116511001	Ga2-7	59
116512001	Ga2-7	59
116662003	N -17	32
117133001	Ga2-2	58
117134001	Ga2-7	59
117158001	Ga2-2	58
117160001	M -4	30
117281001	Ga1-5	57
117365001	Ga2-7	59
117366001	Ga2-7	58
117367001	Ga2-2	58
117368001	Ga2-2	58
117369001	Ga2-2	58
117370001	Ga2-2	58
117850001	B -18	4
117963110	Z1 -15	48
117969001	Z1 -15-3	48
117970001	Z1 -15-4	48
118837001	Z1 -3	48
118853001	D -21	8
	D -30	8
118945001	Ga2-2	58
118946101	Ga2-5	59
118947001	Ga2-7	59
118954000	D -4-2	8
120752001	N -41	34
122991001	Z1 -1	48
126863001	Z2 -17-1-10	52
	Z3 -17-2-9	54
129458102	D -13-4	8
129984002	A -6	2
131007001	K -5-3	26
131226001	H1 -40	16
133797101	Z1 -47	50
138843001	Z3 -17-2-16	54
139096001	C -19-1	6
	R -11-3	38
140527001	L1 -2	28
140540000	U -1-9	42
140543000	U -1-7	42
140620001	F2 -8	14
140647001	N -2	32
	R -16	38
	T -3	40
140682001	U -1-3	42
140890009	J -30	22
141208001	C -5	6
141494001	N -27	32
141528001	F2 -10	14
141544001	N -46	34
141583101	X -1-3	46
	X -2-3	46
	F1 -15	12
142002001	Z1 -8	48

CODE	REF.NO.	Page
142026003	V -1-1	44
142027001	V -1-2	44
142037000	U -1-5	42
142038001	U -1-6	42
142105001	Ga2-5	59
142111001	Ga2-2	58
142268001	J -105	24
	F1 -11-17	12
142274009	J -32	22
	J -33	22
	W -12-3	44
142403001	C -8-2	6
142443001	Z1 -2	48
142721001	Z1 -9	48
142746002	D -13-3	8
142997001	Z3 -17-2-14	54
143488001	U -1-10	42
143489001	U -1-11	42
	U -5-1-2	42
143499000	U -5-1-1	42
143522000	U -5-4	42
	F1 -11-22	12
143548000	N -56-2	34
	U -5-1-3	42
	U -5-3-2	42
	V -1-11-1-2	44
	F1 -11-25-2	12
143549000	N -56-3	34
	R -1-6	38
	S -3-3	40
	T -1-5-1	40
	U -1-13	42
	U -5-1-4	42
	U -5-2-1	42
	U -5-3-1	42
	V -1-11-1-1	44
	F1 -11-14-2	12
	F1 -11-24-2	12
	F1 -11-25-1	12
143591001	G -9	14
143611101	D -4	8
143612000	D -4-1	8
143613001	D -8	8
143616001	D -9	8
143673001	J -18	22
143882001	Z1 -26	50
143910009	Z1 -27	50
144105000	L1 -1-1-26	28
	L1 -1-1-26	28
	L2 -1-2-18	30
	L2 -1-2-18	30
144110001	L1 -1-1-18	28
	L2 -1-2-13	30
144222001	Z1 -18	48
144504001	L1 -1-1-15	28
	L2 -1-2-15	30
144526001	N -7	32
	N -37	32
144614109	E -19	10
144680001	L2 -1-2-1	30
144682001	L2 -1-2-4	30
144875001	K -13	26
144881101	Ga2-2	58

CODE	REF.NO.	Page
144882001	Ga2-2	58
144947001	Ga2-7	59
144949101	Ga2-5	59
144951001	Ga2-2	58
144956001	Ga3-2	60
145446001	L1 -1-1-12	28
	L2 -1-2-11	30
145446003	Z1 -15-1	48
145472001	C -1	6
145478101	C -28	6
	F2 -17	14
145480101	C -25	6
145502001	D -18	8
145573000	Z1 -20	48
145619001	J -126	24
146037001	Z1 -21-3	48
146039001	Z1 -39-1	50
146046000	U -5-2-2	42
	V -1-11-2	44
	F1 -11-24-3	12
146080009	R -5	38
146105009	S -8	40
146124001	L1 -1-1-5	28
146141001	E -8	10
146153001	F2 -6	14
146194000	U -5-3-3	42
	V -1-11-3	44
	F1 -11-25-3	12
146253000	J -92	24
146293001	Z1 -21-8	48
146354001	B -16	4
	N -59	34
146360002	N -38	32
146367001	X -2-6	46
	Z1 -21-4	48
146598001	A -5	2
147176001	Ga2-2	58
147177001	Ga2-5	59
147178001	Ga2-7	59
147504001	D -27	8
147513001	C -8-1	6
147560001	Ga2-2	58
147561001	Ga2-7	59
147562001	Ga2-5	59
148005001	H1 -13	16
148394000	J -29	22
148490001	G -7	14
148491001	G -8	14
148494001	G -1	14
148495001	D -11	8
148511001	R -1-1	38
148514009	R -8	38
148527101	R -13	38
148536001	N -48	34
148539101	N -50	34
148546001	N -14	32
	R -10	38
148559100	N -20	32
148574001	N -25-1	32
148592001	N -26-4	32
148602001	H1 -42	16
148679001	Ga3-5	61
148681001	Ga3-5	61

CODE	REF.NO.	Page
148683001	Ga3-5	61
148685001	Ga3-5	61
148687001	Ga3-5	61
148689001	Ga3-5	61
148691001	Ga3-5	61
148693001	Ga3-5	61
148695001	Ga3-5	61
148697001	Ga3-7	60
148698001	Ga3-7	60
148699001	Ga3-7	60
148700001	Ga3-7	60
148701001	Ga3-7	60
148702001	Ga3-7	61
148703001	Ga3-7	61
148704001	Ga3-7	61
148705001	Ga3-7	61
148743001	J -45	22
148762001	J -37	22
148802301	D -5	8
148804101	K -9	26
148821001	K -10-3	26
	K -17	26
148825001	Q -9	36
148851001	L1 -1-1-18	28
	L2 -1-2-13	30
149094001	S -13	40
149095001	S -15	40
149127001	P -14	36
149311001	Ga1-5	57
149312001	Ga1-5	57
149566109	L1 -1-1-14	28
	L2 -1-2-14	30
149642001	Ga3-5	61
149671101	Ga3-5	61
149673101	Ga3-5	61
149675001	Ga3-7	61
149676001	Ga3-7	61
149677001	Ga3-2	60
149687001	Ga3-5	61
149689001	Ga3-5	61
149691001	Ga3-7	61
149692001	Ga3-7	61
149776000	F1 -11-4-3	12
149799000	V -1-12	44
149938001	Ga3-7	61
149939001	Ga3-7	61
149940001	Ga3-5	61
149946001	Ga3-2	60
149948001	Ga3-7	61
149949001	Ga3-7	61
149950101	Ga3-5	61
149952101	Ga3-5	61
149954001	Ga3-2	60
149960001	Ga3-7	61
149962101	Ga3-5	61
149966001	Ga3-2	60
150106003	Z2 -17-1-4	52
	Z3 -17-2-3	54
150145009	Z3 -17-2-13	54
150172003	Z2 -17-1-3	52
	Z3 -17-2-4	54
150174000	Z2 -17-1-5	52
	Z3 -17-2-2-4	54

CODE	REF.NO.	Page
150179002	Z2 -17-1-7-1	52
	Z3 -17-2-6-1	54
150180001	Z2 -17-1-8	52
	Z3 -17-2-7	54
150182000	Z2 -17-1-9	52
	Z3 -17-2-8	54
150185009	Z3-17-2-13-1	54
150188009	Z2-17-1-11-1	52
	Z3-17-2-10-1	54
150191002	Z2 -17-1-2-2	52
	Z3 -17-2-2-2	54
150206002	Z2 -17-1-2-1	52
	Z3 -17-2-2-1	54
150523001	Ga3-7	61
150524101	Ga3-5	61
150526001	Ga3-2	60
150531001	Ga3-7	61
150532101	Ga3-5	61
150534001	Ga3-2	60
150553003	L1 -3	28
150556001	C -15	6
	F1 -14-3	12
150850001	Ga2-2	58
150988001	J -9	22
151022001	H2 -23-1-1-1	18
	H2-23-2-1-1-1	18
151027001	H2 -23-1-1-3	18
	H2-23-2-1-1-3	18
151028001	H2 -23-1-1-2	18
	H2-23-2-1-1-2	18
151029001	H2 -23-1-2-2	18
151030001	H2 -23-1-2-3	18
	H2 -23-2-2-3	18
151076001	Ga2-5	59
151078001	Ga2-7	58
151126101	U -1	42
151127100	U -1-2	42
151145001	H2 -23-1-2-1	18
	H2 -23-1-2-1	18
151146001	H2 -23-1-2-1	18
151147001	U -1-4	42
151153101	U -1-1	42
151154000	F2 -18	14
151596001	Ga2-2	58
151597001	Ga2-5	59
151598001	Ga2-7	59
151927001	J -35	22
152808101	X -1-2	46
	X -2-2	46
	F1 -14	12
152974001	J -62	22
153012101	B -11	4
153122000	F1 -11-5	12
153132000	S -16	40
153138001	S -7	40
153230101	Z1 -21-9	48
153243001	H1 -22	16
153244001	H1 -22	16
153245001	S -5	40
153882001	Ga2-7	59
153887001	Ga2-7	59
153892001	Ga2-7	59
153897001	Ga2-7	59

CODE	REF.NO.	Page
153907001	Ga2-7	59
153969000	N -51	34
154172001	U -5-1	42
154214001	U -1-8	42
154215001	U -1-12	42
154332001	F1 -14-1	12
154333001	F1 -14-2	12
154518001	H2 -23-2-2-1	18
154519001	H2 -23-2-2-2	18
154560001	L1 -1-1-16	28
	L2 -1-2-16	30
154607001	P -7	36
154702101	Z1 -14	48
154730001	S -3-1	40
154731000	S -3-2	40
154734009	S -3	40
154965001	H1 -21	16
155157001	B -21	4
155491001	L2 -1-2-2	30
155510001	L1 -1-1-17	28
	L2 -1-2-17	30
155722001	Ga3-2	60
155724001	Ga3-2	60
155803101	Ga2-1	58
155851001	Ga3-2	60
155853001	Ga3-2	60
155855001	Ga3-2	60
155857001	Ga3-2	60
156070002	J -75	24
156112003	Z2 -17-1-1	52
	Z3 -17-2-1	54
158115001	E -18	10
	K -11-2	26
158430001	Ga2-7	58
158677001	F1 -11-6	12
158769001	L1 -1-1-11	28
	L2 -1-2-9	30
158775001	Q -11	36
158776001	Q -13	36
158783001	Ga3-2	60
158784001	Ga3-2	60
158785001	Ga3-2	60
158791101	Ga2-1	58
	Ga3-1	60
	Ga4-1	62
158792101	Ga2-1	58
	Ga3-1	60
158793101	Ga2-1	58
	Ga3-1	60
	Ga4-1	62
158794101	Ga2-1	58
	Ga3-1	60
	Ga4-1	62
158795101	Ga2-1	58
	Ga3-1	60
158796101	Ga2-1	58
	Ga3-1	60
158797101	Ga2-1	58
	Ga3-1	60
	Ga4-1	62
158798101	Ga2-1	58
	Ga3-1	60
	Ga4-1	62

CODE	REF.NO.	Page
158799001	Ga4-1	62
158799101	Ga2-1	58
158800101	Ga2-1	58
	Ga3-1	60
158801001	Ga2-1	58
	Ga2-7	58
158802101	Ga2-1	58
158804101	Ga3-1	60
158805101	Ga2-1	58
	Ga3-1	60
	Ga4-1	62
158806101	Ga3-1	60
	Ga4-1	62
158807001	Ga4-1	62
158807101	Ga3-1	60
	Ga4-1	62
158808001	Ga2-1	58
158809101	Ga2-1	58
159359301	B -1	4
159360201	B -1-5	4
159398001	Ga3-2	60
159400001	Ga3-2	60
159402001	Ga3-2	60
159404001	Ga3-2	60
159436001	H1 -32	16
159577001	Ga2-2	58
159805001	L1 -1-1-13	28
	L2 -1-2-12	30
159928009	A -25	2
181486001	K -9	26
181919101	C -8	6
183480109	Z1 -35	50
183486102	X -1	46
183487102	X -1	46
183503102	X -2	46
183517102	X -2	46
183518102	X -2	46
183519102	X -2	46
200190001	U -4	42
204569001	N -53-2	34
	N -53-2	34
	F1 -11-14-1	12
220077001	U -5-5	42
	F1 -11-23	12
228475000	Q -1-1	36
233090002	Z1 -42	50
237950001	Q -1	36
340400001	N -58	34